

Division of Workers' Compensation Pharmacy and Therapeutics Committee

July 21, 2021
12:30pm to 2:30pm



State of California
Gavin Newsom
Governor

Agenda

- **Welcome and Introductions**
George Parisotto, Administrative Director, DWC
- **Approval of Minutes from the April 21, 2020 Meeting**
Dr. Raymond Meister, Executive Medical Director, DWC
- **MTUS Drug List v9 – *Dr. Raymond Meister***
- **Discussion:**
 - COVID 19 Vaccine update - *Dr. Raymond Meister*
 - Topical Pain Control Drugs - *Kevin Gorospe PharmD , DWC Consultant*
 - NSAID update - *Kevin Gorospe PharmD*
 - MTUS Drug List Categories and RxCUI consolidation - *Kevin Gorospe PharmD*
 - Special Fill/Peri-Op Days Supply – *Dr. Joyce Ho, Member*
 - P&T Roadmap – *General Discussion*
- **Additional Public Comments**
- **Review of Committee Recommendations**
- **Adjourn**

Welcome and Introductions

George Parisotto

Administrative Director, DWC

Approval of Minutes

Dr. Raymond Meister

Executive Medical Director, DWC

MTUS Drug List v9

Dr. Raymond Meister

Executive Medical Director, DWC

COVID-19 Vaccine Update

Dr. Raymond Meister

Executive Medical Director, DWC

Statewide

19,621,174 (57.8%) *People fully vaccinated*
3,446,951 (10.2%) *People partially vaccinated*



40,996,453 (85.6%) *Doses administered*
91,783 *Average doses per day*



5,519,613 *Doses on hand*
(60 days of inventory)



47,869,615 *Doses Delivered*
12,634,960 *CDC Pharmacy Doses Delivered*

See [Data Dictionary](#) for Details.

Doses Administered by County of Residence

County


(All) ▼



Los Angeles	10,468,556
San Diego	3,728,239
Orange	3,419,548
Santa Clara	2,533,592
Alameda	2,053,694
Riverside	2,017,083
San Bernardino	1,660,043
Sacramento	1,464,835
Contra Costa	1,408,536
San Francisco	1,170,059
San Mateo	1,006,468
Ventura	915,638
Fresno	818,921
San Joaquin	624,945
Kern	612,226
Sonoma	595,554
Santa Barbara	462,771
Stanislaus	443,325
Solano	436,489
Monterey	433,130

Data: 6/24/2021 11:59pm | Posted: 6/25/2021

+ a b | e a u



Vaccinated Status by Group

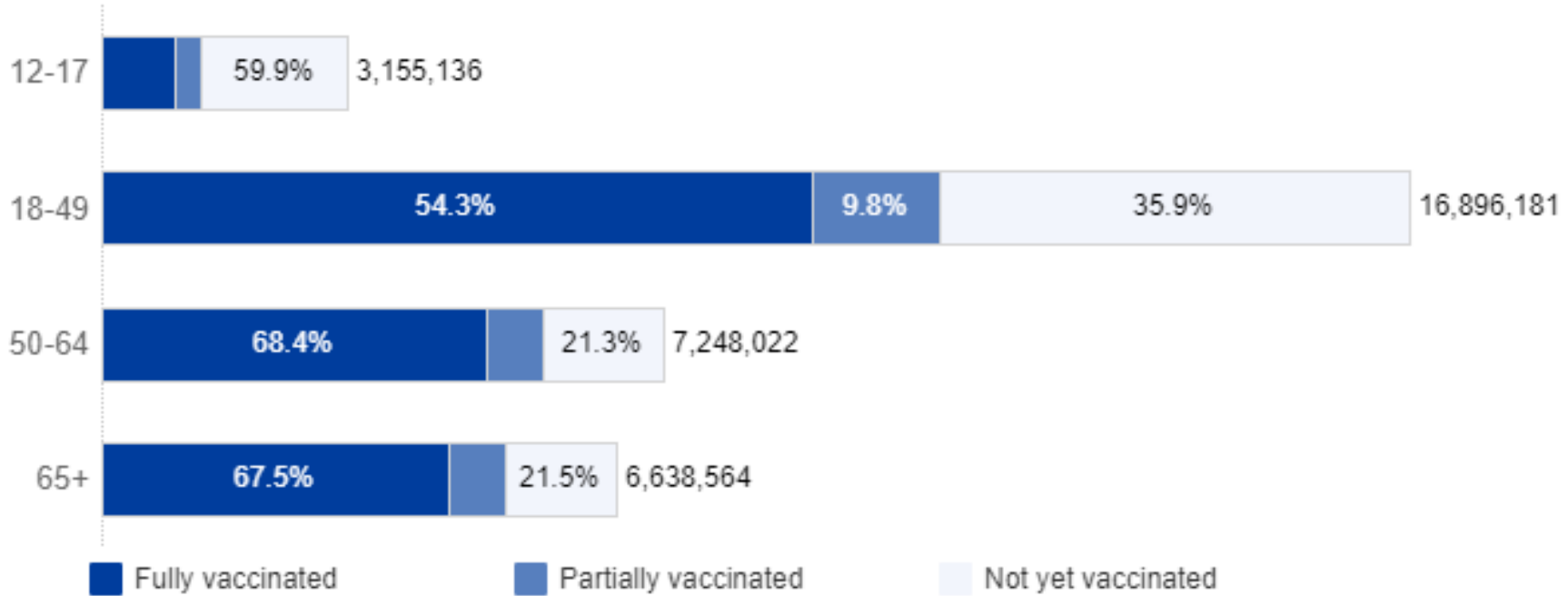
Select Category

Age

Select County

Statewide

Vaccination progress by age



NEWS RELEASES

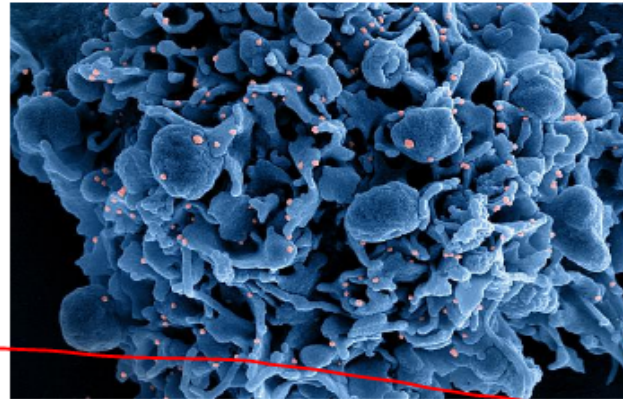
Tuesday, June 1, 2021

NIH clinical trial evaluating mixed COVID-19 vaccine schedules begins



*If you are interested in joining this trial, please visit clinicaltrials.gov and search identifier [NCT04889209](https://clinicaltrials.gov/ct2/show/study/NCT04889209) for more information. Please **DO NOT** contact the NIAID News & Science Writing Branch.*

The National Institutes of Health has started a Phase 1/2 clinical trial in which adult volunteers who have been fully vaccinated against COVID-19 will receive booster doses of different COVID-19 vaccines to determine the safety and immunogenicity of mixed boosted regimens. The National Institute of Allergy and Infectious Diseases (NIAID), part of NIH, is leading and funding the study through the [Infectious Diseases Clinical Research Consortium](#), a clinical trials network that encompasses the Institute's long-standing Vaccine and Treatment Evaluation Units (VTEUs).



"Although the vaccines currently authorized by the U.S. Food and Drug Administration offer strong protection against COVID-19, we need to prepare for the possibility of needing booster shots to counter waning immunity and to keep pace with an evolving virus," said NIAID Director Anthony S. Fauci, M.D. "The results of this trial are intended to inform public health policy decisions on the potential use of mixed vaccine schedules should booster doses be indicated."

Committee Discussion

Public Comments

Topical Pain Control

J. Kevin Gorospe, PharmD
DWC Consultant

Products

- Five products on the MTUS list are considered Topical Analgesics
 - camphor, capsaicin, diclofenac sodium, menthol, and methyl salicylate
- Detailed MTUS with RxCUI currently has 8 listings
- With the exception of diclofenac, the products are considered Counterirritants
- The FDA describes Counterirritants as:

"An externally applied substance that causes irritation or mild inflammation of the skin for the purpose of relieving pain in muscles, joints, and viscera distal to the site of application. They differ from the anesthetics, analgesics, and antipruritic agents, however, in that the pain relief they produce results from stimulation—rather than depression—of the cutaneous sensory receptors and occurs in structures of the body other than the skin areas to which they are applied, for example, in joints, muscles, tendons and certain viscera. The use of these products dates from antiquity."

MTUS Topical Analgesics

Drug Ingredient	Reference Brand Name	Exempt/Non-Exempt*	Special Fill	Peri-Op	Dosage Form	Strength	RxCUI
camphor	BENGAY ULTRA	Non-Exempt	Not Applicable	Not Applicable	ALL TOPICAL DOSAGE FORMS	ALL STRENGTHS	1155400
capsaicin	ZOSTRIX	Exempt	Not Applicable	Not Applicable	Cream, topical	0.033%	1803727
capsaicin	ZOSTRIX	Exempt	Not Applicable	Not Applicable	Cream, topical	0.1%	646332
capsaicin	QUTENZA	Exempt	Not Applicable	Not Applicable	Patch	8%	1039679
diclofenac sodium (topical)	VOLTAREN ARTHRITIS PAIN	Exempt	Not Applicable	Not Applicable	Gel, Topical	1%	855633
diclofenac sodium (topical)	SOLARAZE	Exempt	Not Applicable	Not Applicable	Gel, Topical	3%	855642
menthol	BIOFREEZE	Non-Exempt	Not Applicable	Not Applicable	Topical Cream	10%	253020
methyl salicylate	BENGAY ULTRA	Non-Exempt	Not Applicable	Not Applicable	ALL TOPICAL DOSAGE FORMS	ALL STRENGTHS	115673

Topical Analgesic Efficacy – The Guidelines

- Recommended use of products in the Guidelines is limited
- All products have a Recommendation (R) for Hand, Wrist, and Forearm Disorders
- capsaicin and diclofenac have broader recommended use

Drug Ingredient	Reference in ACOEM Guidelines (Copyright Reed Group Ltd.)
capsaicin	(R) Cervical and Thoracic Spine Disorders (R, NR) Chronic Pain (R) Hand, Wrist, and Forearm Disorders (R) Hip and Groin Disorders (R) Low Back Disorders (R, NR) Shoulder
diclofenac sodium (topical)	(R, X, NR) Ankle and Foot Disorders (NR) Cervical and Thoracic Spine Disorders (R) Chronic Pain (R, NR) Elbow Disorders (R) Hand, Wrist, and Forearm Disorders (X) Hip and Groin Disorders (NR) Low Back Disorders (NR) Shoulder

Utilization of Topical Analgesics

- Over 1600 National Drug Codes were identified for products that contain one of the five target ingredients
- Utilization from 2019 was obtained for both Pharmacy dispensed, and Prescriber dispensed products;
- Non-NSAID Products were aggregated by Generic Code Number due to variation in Reference Brand Names
- Data views
 - Top 20 drugs by total claims (billed lines)
 - Top 20 drugs by total paid
 - Top 20 drugs by average paid per claim

Pharmacy Dispensed Drugs

Topical Analgesics

Pharmacy Top 20 by Total Bill Lines

Reference Brand	Drug Ingredient	Bill Lines	% of Total Lines
TIGER BALM PATCH	CAPSICUM OLEORESIN/MENTH/CAMPH	5,845	35.6%
FLECTOR 1.3% PATCH	DICLOFENAC EPOLAMINE	1,580	9.6%
DICLOFENAC EPOLAMINE 1.3% PTCH	DICLOFENAC EPOLAMINE	1,433	8.7%
TIGER BALM OINTMENT	MENTHOL/CAMPHOR	1,352	8.2%
COOL THERAPY 4% GEL	MENTHOL	737	4.5%
XRYLIX 1.5% KIT	DICLOFENAC/KINESIOLOGY TAPE	712	4.3%
SALONPAS-E PATCH	METHYL SALICYLATE/MENTH/CAMPH	683	4.2%
CAPSAICIN 0.025% CREAM	CAPSAICIN	657	4.0%
DICLOFENAC 1.5% TOPICAL SOLN	DICLOFENAC SODIUM	418	2.5%
ICY HOT MEDICATED PATCH	MENTHOL	404	2.5%
VOLTAREN 1% GEL	DICLOFENAC SODIUM	357	2.2%
PENNSAID 2% PUMP	DICLOFENAC SODIUM	329	2.0%
ICY HOT CREAM	METHYL SALICYLATE/MENTHOL	304	1.9%
TIGER BALM NECK-SHOULDER CREAM	MENTHOL/CAMPHOR	304	1.9%
SM MUSCLE RUB CREAM	METHYL SALICYLATE/MENTHOL	144	0.9%
NEW TEROGIN LOTION	CAPSAICIN/ME-SALICYLATE/MENTH	130	0.8%
METHYL SALICYLATE 25% CREAM	METHYL SALICYLATE	128	0.8%
TIGER BALM MUSCLE RUB CREAM	METHYL SALICYLATE/MENTH/CAMPH	106	0.6%
SALONPAS-HOT PATCH	CAPSAICIN	105	0.6%
SALONPAS PATCH	METHYL SALICYLATE/MENTHOL	99	0.6%

Topical Analgesics Pharmacy Top 20 by Total Paid

Reference Brand	Drug Ingredient	Total Paid	% of Total Paid
XRYLIX 1.5% KIT	DICLOFENAC/KINESIOLOGY TAPE	\$ 2,257,706.61	47.4%
PENNSAID 2% PUMP	DICLOFENAC SODIUM	\$ 753,653.31	15.8%
FLECTOR 1.3% PATCH	DICLOFENAC EPOLAMINE	\$ 731,144.14	15.3%
DICLOFENAC EPOLAMINE 1.3% PTCH	DICLOFENAC EPOLAMINE	\$ 552,304.65	11.6%
DICLOFENAC 1.5% TOPICAL SOLN	DICLOFENAC SODIUM	\$ 135,169.91	2.8%
TIGER BALM PATCH	CAPSICUM OLEORESIN/MENTH/CAMPH	\$ 80,821.49	1.7%
CAPSAICIN 0.025% CREAM	CAPSAICIN	\$ 66,344.44	1.4%
METHYL SALICYLATE 25% CREAM	METHYL SALICYLATE	\$ 37,665.59	0.8%
NEW TEROGIN LOTION	CAPSAICIN/ME-SALICYLATE/MENTH	\$ 32,212.11	0.7%
VOLTAREN 1% GEL	DICLOFENAC SODIUM	\$ 30,893.75	0.6%
DICLOVIX KIT	DICLOFENAC/LIDO/ME-SAL/CAMPHOR	\$ 27,757.10	0.6%
TIGER BALM OINTMENT	MENTHOL/CAMPHOR	\$ 12,684.11	0.3%
CALYPXO CREAM	METHYL SALICYLATE/MENTHOL	\$ 10,757.06	0.2%
COOL THERAPY 4% GEL	MENTHOL	\$ 6,996.33	0.1%
ICY HOT MEDICATED PATCH	MENTHOL	\$ 6,946.36	0.1%
SALONPAS-E PATCH	METHYL SALICYLATE/MENTH/CAMPH	\$ 4,170.12	0.1%
SALONPAS PATCH	METHYL SALICYLATE/MENTHOL	\$ 2,928.77	0.1%
ICY HOT CREAM	METHYL SALICYLATE/MENTHOL	\$ 2,517.55	0.1%
SALONPAS-HOT PATCH	CAPSAICIN	\$ 2,391.54	0.1%
TIGER BALM NECK-SHOULDER CREAM	MENTHOL/CAMPHOR	\$ 2,113.34	0.0%

Topical Analgesics

Pharmacy Top 20 by Average Paid

Reference Brand	Drug Ingredient	Average Paid
XRYLIX 1.5% KIT	DICLOFENAC/KINESIOLOGY TAPE	\$ 3,170.94
PENNSAID 2% PUMP	DICLOFENAC SODIUM	\$ 2,290.74
DICLOVIX KIT	DICLOFENAC/LIDO/ME-SAL/CAMPHOR	\$ 1,542.06
DENDRACIN NEURODENDRAXCIN LOT	CAPSAICIN/ME-SALICYLATE/MENTH	\$ 578.19
FLECTOR 1.3% PATCH	DICLOFENAC EPOLAMINE	\$ 462.75
DICLOFENAC EPOLAMINE 1.3% PTCH	DICLOFENAC EPOLAMINE	\$ 385.42
DICLOFENAC 1.5% TOPICAL SOLN	DICLOFENAC SODIUM	\$ 323.37
METHYL SALICYLATE 25% CREAM	METHYL SALICYLATE	\$ 294.26
NEW TEROGIN LOTION	CAPSAICIN/ME-SALICYLATE/MENTH	\$ 247.79
CALYPXO CREAM	METHYL SALICYLATE/MENTHOL	\$ 202.96
MENTHODERM OINTMENT	METHYL SALICYLATE/MENTHOL	\$ 163.55
ULTRACIN LOTION	CAPSAICIN/ME-SALICYLATE/MENTH	\$ 156.80
CAPSAICIN 0.025% CREAM	CAPSAICIN	\$ 100.98
VOLTAREN 1% GEL	DICLOFENAC SODIUM	\$ 86.54
ICY HOT 16% SLEEVE	MENTHOL/BANDAGES, TUBULAR	\$ 60.10
SALONPAS PATCH	METHYL SALICYLATE/MENTHOL	\$ 29.58
CASTIVA WARMING 0.035% LOTION	CAPSAICIN IN CASTOR OIL	\$ 29.14
SALONPAS-HOT PATCH	CAPSAICIN	\$ 22.78
STOPAIN 8% SPRAY	MENTHOL	\$ 18.93
ICY HOT MEDICATED PATCH	MENTHOL	\$ 17.19

Observations – Pharmacy Dispensed

- Identified non-NSAID drug ingredients being used in a number of combinations
- Diclofenac patches had a significant portion of billed lines (18.3%) and paid amount (27%)
- Two topical Diclofenac Products had very high costs and significant portion of the Total Paid in the category
 - XYRILIX 1.5% kit - \$3,170 per claim and 47.4% of the total paid, 4.3% of bill lines
 - PENNSAID 2% pump - \$2,290 per claim and 15.8% of the total paid, 2.0% of bill lines
- Diclofenac products were 6 of the top 7 in average paid per line
- In detail review, diclofenac 1.5% solution was skewed by 2 specific NDCs

Diclofenac Patches

- Currently FDA lists two products Flector and Licart, both 1.3% diclofenac epolamine patches
- FDA approved indications are for the topical treatment of acute pain due to minor strains, sprains, and contusions
- Not currently identified in the ACOEM guidelines, which has the gel as the preferred agent, but studies for the patches may not have been reviewed

Pharmacy Dispensed High Average Paid by NDC

NDC	Reference Brand	Drug Ingredient	Average Paid
59088036500	XRYLIX 1.5% KIT	DICLOFENAC/KINESIOLOGY TAPE	\$ 3,170.94
75987004005	PENNSAID 2% PUMP	DICLOFENAC SODIUM	\$ 2,290.74
72275070277	DICLOVIX KIT	DICLOFENAC/LIDO/ME-SAL/CAMPHOR	\$ 1,542.06
27495000604	DENDRACIN NEURODENDRAXCIN LOT	CAPSAICIN/ME-SALICYLATE/MENTH	\$ 578.19
60793041105	FLECTOR 1.3% PATCH	DICLOFENAC EPOLAMINE	\$ 291.53
60793041130	FLECTOR 1.3% PATCH	DICLOFENAC EPOLAMINE	\$ 463.84
00093322550	DICLOFENAC EPOLAMINE 1.3% PTCH	DICLOFENAC EPOLAMINE	\$ 203.28
00093322555	DICLOFENAC EPOLAMINE 1.3% PTCH	DICLOFENAC EPOLAMINE	\$ 346.60
59762041101	DICLOFENAC EPOLAMINE 1.3% PTCH	DICLOFENAC EPOLAMINE	\$ 541.52
59762041102	DICLOFENAC EPOLAMINE 1.3% PTCH	DICLOFENAC EPOLAMINE	\$ 396.61
00591214071	DICLOFENAC 1.5% TOPICAL SOLN	DICLOFENAC SODIUM	\$ 3,561.92
50742030805	DICLOFENAC 1.5% TOPICAL SOLN	DICLOFENAC SODIUM	\$ 43.80
51021025005	DICLOFENAC 1.5% TOPICAL SOLN	DICLOFENAC SODIUM	\$ 12.85
51672135802	DICLOFENAC 1.5% TOPICAL SOLN	DICLOFENAC SODIUM	\$ 53.79
52565000205	DICLOFENAC 1.5% TOPICAL SOLN	DICLOFENAC SODIUM	\$ 34.52
59088037210	DICLOFENAC 1.5% TOPICAL SOLN	DICLOFENAC SODIUM	\$ 106.18
60505039905	DICLOFENAC 1.5% TOPICAL SOLN	DICLOFENAC SODIUM	\$ 40.43
65162091174	DICLOFENAC 1.5% TOPICAL SOLN	DICLOFENAC SODIUM	\$ 42.87
68180053801	DICLOFENAC 1.5% TOPICAL SOLN	DICLOFENAC SODIUM	\$ 30.67
71085000205	DICLOFENAC 1.5% TOPICAL SOLN	DICLOFENAC SODIUM	\$ 902.20

Pharmacy Dispensed High Average – Unit Price Compare

NDC	Reference Brand	Drug Ingredient	Average Paid per Unit	2019 Unit Price on File
59088036500	XRYLIX 1.5% KIT	DICLOFENAC/KINESIOLOGY TAPE	3,170.9400	4,684.6000
75987004005	PENNSAID 2% PUMP	DICLOFENAC SODIUM	19.0895	21.2900
72275070277	DICLOVIX KIT	DICLOFENAC/LIDO/ME-SAL/CAMPHOR	220.2943	1,568.0000
27495000604	DENDRACIN NEURODENDRAXCIN LOT	CAPSAICIN/ME-SALICYLATE/MENTH	2.4091	2.6875
60793041105	FLECTOR 1.3% PATCH	DICLOFENAC EPOLAMINE	7.4751	11.9200
60793041130	FLECTOR 1.3% PATCH	DICLOFENAC EPOLAMINE	10.3076	11.9200
00093322550	DICLOFENAC EPOLAMINE 1.3% PTCH	DICLOFENAC EPOLAMINE	11.9576	7.2531
00093322555	DICLOFENAC EPOLAMINE 1.3% PTCH	DICLOFENAC EPOLAMINE	7.7022	7.6406
59762041101	DICLOFENAC EPOLAMINE 1.3% PTCH	DICLOFENAC EPOLAMINE	12.0338	7.2531
59762041102	DICLOFENAC EPOLAMINE 1.3% PTCH	DICLOFENAC EPOLAMINE	8.6220	7.2760
00591214071	DICLOFENAC 1.5% TOPICAL SOLN	DICLOFENAC SODIUM	3,561.9200	0.2062
50742030805	DICLOFENAC 1.5% TOPICAL SOLN	DICLOFENAC SODIUM	0.3085	0.2062
51021025005	DICLOFENAC 1.5% TOPICAL SOLN	DICLOFENAC SODIUM	0.0857	0.2062
51672135802	DICLOFENAC 1.5% TOPICAL SOLN	DICLOFENAC SODIUM	0.2939	0.2062
52565000205	DICLOFENAC 1.5% TOPICAL SOLN	DICLOFENAC SODIUM	0.1928	0.2062
59088037210	DICLOFENAC 1.5% TOPICAL SOLN	DICLOFENAC SODIUM	0.6474	0.2062
60505039905	DICLOFENAC 1.5% TOPICAL SOLN	DICLOFENAC SODIUM	0.2032	0.2062
65162091174	DICLOFENAC 1.5% TOPICAL SOLN	DICLOFENAC SODIUM	0.2858	0.2062
68180053801	DICLOFENAC 1.5% TOPICAL SOLN	DICLOFENAC SODIUM	0.1581	0.2062
71085000205	DICLOFENAC 1.5% TOPICAL SOLN	DICLOFENAC SODIUM	5.0122	7.2000

Prescriber Dispensed Drugs

Topical Analgesics

Prescriber Top 20 by Total Bill Lines

Reference Brand	Drug Ingredient	Bill Lines	% of Bill Lines
DICLOFENAC SODIUM 1% GEL	DICLOFENAC SODIUM	5610	38.49%
QUTENZA 8% KIT (1 PATCH)	CAPSAICIN/SKIN CLEANSER	2389	16.39%
BIOFREEZE WITH ILEX GEL	MENTHOL/CAMPHOR	1598	10.96%
ANALGESIC OINTMENT	METHYL SALICYLATE/MENTHOL	1230	8.44%
DICLOFENAC 1.5% TOPICAL SOLN	DICLOFENAC SODIUM	1216	8.34%
PAIN RELIEVING RUB CREAM	METHYL SALICYLATE/MENTHOL	904	6.20%
DENDRACIN NEURODENDRAXCIN LOT	CAPSAICIN/ME-SALICYLATE/MENTH	309	2.12%
TIGER BALM PATCH	CAPSICUM OLEORESIN/MENTH/CAMPH	258	1.77%
NEW TEROGIN LOTION	CAPSAICIN/ME-SALICYLATE/MENTH	232	1.59%
DENDRACIN LOTION	CAPSAICIN/ME-SALICYLATE/MENTH	170	1.17%
MUSCLE RUB ULTRA STR CREAM	METHYL SALICYLATE/MENTH/CAMPH	144	0.99%
SM PAIN RELIEVING GEL	MENTHOL	89	0.61%
PAIN RELIEVING GEL	MENTHOL	56	0.38%
BIOFREEZE GEL	MENTHOL	49	0.34%
TIGER BALM OINTMENT	MENTHOL/CAMPHOR	48	0.33%
SALONPAS PATCH	METHYL SALICYLATE/MENTH/CAMPH	42	0.29%
THERAPEUTIC MINERAL ICE GEL	MENTHOL	40	0.27%
MENTHODERM OINTMENT	METHYL SALICYLATE/MENTHOL	33	0.23%
PV COLD & HOT MEDICATED PATCH	MENTHOL	23	0.16%
SOMBRA NATURAL PAIN RELIEVE GL	MENTHOL/CAMPHOR/IRR CNTR-IRTN1	19	0.13%

Topical Analgesics

Prescriber Top 20 by Total Paid

Reference Brand	Drug Ingredient	Total Paid	% of Total Paid
DICLOFENAC 1.5% TOPICAL SOLN	DICLOFENAC SODIUM	\$ 506,972.24	57.94%
DENDRACIN NEURODENDRAXCIN LOT	CAPSAICIN/ME-SALICYLATE/MENTH	\$ 133,227.29	15.23%
DICLOFENAC SODIUM 1% GEL	DICLOFENAC SODIUM	\$ 115,956.74	13.25%
NEW TEROGIN LOTION	CAPSAICIN/ME-SALICYLATE/MENTH	\$ 46,438.14	5.31%
DENDRACIN LOTION	CAPSAICIN/ME-SALICYLATE/MENTH	\$ 34,597.81	3.95%
MENTHODERM OINTMENT	METHYL SALICYLATE/MENTHOL	\$ 8,852.36	1.01%
ANALGESIC OINTMENT	METHYL SALICYLATE/MENTHOL	\$ 5,140.86	0.59%
TIGER BALM PATCH	CAPSICUM OLEORESIN/MENTH/CAMPH	\$ 4,920.28	0.56%
PAIN RELIEVING RUB CREAM	METHYL SALICYLATE/MENTHOL	\$ 4,623.17	0.53%
FLECTOR 1.3% PATCH	DICLOFENAC EPOLAMINE	\$ 3,415.77	0.39%
BIOFREEZE WITH ILEX GEL	MENTHOL/CAMPHOR	\$ 3,398.82	0.39%
DICLOFENAC EPOLAMINE 1.3% PTCH	DICLOFENAC EPOLAMINE	\$ 1,219.82	0.14%
MEDROX OINTMENT	CAPSAICIN/ME-SALICYLATE/MENTH	\$ 1,019.87	0.12%
MUSCLE RUB ULTRA STR CREAM	METHYL SALICYLATE/MENTH/CAMPH	\$ 826.97	0.09%
TIGER BALM OINTMENT	MENTHOL/CAMPHOR	\$ 591.67	0.07%
QUTENZA 8% KIT (1 PATCH)	CAPSAICIN/SKIN CLEANSER	\$ 548.86	0.06%
PV COLD & HOT MEDICATED PATCH	MENTHOL	\$ 483.56	0.06%
SM PAIN RELIEVING GEL	MENTHOL	\$ 432.14	0.05%
SALONPAS PATCH	METHYL SALICYLATE/MENTH/CAMPH	\$ 404.92	0.05%
ULTRACIN LOTION	CAPSAICIN/ME-SALICYLATE/MENTH	\$ 352.41	0.04%

Topical Analgesics

Prescriber Top 20 by Average Paid

Reference Brand	Drug Ingredient	Average Paid
DENDRACIN NEURODENDRAXCIN LOT	CAPSAICIN/ME-SALICYLATE/MENTH	\$ 431.16
DICLOFENAC 1.5% TOPICAL SOLN	DICLOFENAC SODIUM	\$ 416.92
FLECTOR 1.3% PATCH	DICLOFENAC EPOLAMINE	\$ 310.52
MENTHODERM OINTMENT	METHYL SALICYLATE/MENTHOL	\$ 268.25
DENDRACIN LOTION	CAPSAICIN/ME-SALICYLATE/MENTH	\$ 203.52
NEW TEROGIN LOTION	CAPSAICIN/ME-SALICYLATE/MENTH	\$ 200.16
MEDROX OINTMENT	CAPSAICIN/ME-SALICYLATE/MENTH	\$ 169.98
DICLOFENAC EPOLAMINE 1.3% PTCH	DICLOFENAC EPOLAMINE	\$ 76.24
ULTRACIN LOTION	CAPSAICIN/ME-SALICYLATE/MENTH	\$ 27.11
SALONPAS-HOT PATCH	CAPSAICIN	\$ 23.36
VOLTAREN 1% GEL	DICLOFENAC SODIUM	\$ 22.12
PV COLD & HOT MEDICATED PATCH	MENTHOL	\$ 21.02
DICLOFENAC SODIUM 1% GEL	DICLOFENAC SODIUM	\$ 20.67
ICY HOT 7.5% PATCH	MENTHOL	\$ 20.63
TIGER BALM PATCH	CAPSICUM OLEORESIN/MENTH/CAMPH	\$ 19.07
TIGER BALM NECK-SHOULDER CREAM	MENTHOL/CAMPHOR	\$ 12.82
TIGER BALM OINTMENT	MENTHOL/CAMPHOR	\$ 12.33
CAPSAICIN 0.025% CREAM	CAPSAICIN	\$ 12.04
FLEXALL 7% GEL	MENTHOL/ALOE VERA/VITAMIN E	\$ 11.48
SALONPAS PATCH	METHYL SALICYLATE/MENTH/CAMPH	\$ 9.64

Prescriber Dispensed High Average Paid by NDC

NDC	Reference Brand	Drug Ingredient	Average Paid
70512002505	DICLOFENAC 1.5% TOPICAL SOLN	DICLOFENAC SODIUM	\$ 573.24
59088037210	DICLOFENAC 1.5% TOPICAL SOLN	DICLOFENAC SODIUM	\$ 480.29
27495000604	DENDRACIN NEURODENDRAXCIN LOT	CAPSAICIN/ME-SALICYLATE/MENTH	\$ 431.16
60793041130	FLECTOR 1.3% PATCH	DICLOFENAC EPOLAMINE	\$ 310.52
45861000301	MENTHODERM OINTMENT	METHYL SALICYLATE/MENTHOL	\$ 268.25
50488113001	LIMENCIN LOTION	CAPSAICIN/ME-SALICYLATE/MENTH	\$ 231.94
27495001404	DENDRACIN LOTION	CAPSAICIN/ME-SALICYLATE/MENTH	\$ 203.52
50488112901	NEW TEROCCIN LOTION	CAPSAICIN/ME-SALICYLATE/MENTH	\$ 198.91
45861000101	MEDROX OINTMENT	CAPSAICIN/ME-SALICYLATE/MENTH	\$ 169.98
50742030805	DICLOFENAC 1.5% TOPICAL SOLN	DICLOFENAC SODIUM	\$ 142.31

Pharmacy Dispensed High Average – Unit Price Compare

NDC	Reference Brand	Drug Ingredient	Average Paid per Unit	2019 Unit Price on File
70512002505	DICLOFENAC 1.5% TOPICAL SOLN	DICLOFENAC SODIUM	4.3427	7.7880
59088037210	DICLOFENAC 1.5% TOPICAL SOLN	DICLOFENAC SODIUM	4.4063	8.3287
27495000604	DENDRACIN NEURODENDRAXCIN LOT	CAPSAICIN/ME-SALICYLATE/MENTH	2.4498	2.6875
60793041130	FLECTOR 1.3% PATCH	DICLOFENAC EPOLAMINE	10.3507	11.9200
45861000301	MENTHODERM OINTMENT	METHYL SALICYLATE/MENTHOL	1.6457	4.0688
50488113001	LIMENCIN LOTION	CAPSAICIN/ME-SALICYLATE/MENTH	2.1881	3.3825
27495001404	DENDRACIN LOTION	CAPSAICIN/ME-SALICYLATE/MENTH	1.7545	3.2250
50488112901	NEW TEROGIN LOTION	CAPSAICIN/ME-SALICYLATE/MENTH	1.9312	3.3825
45861000101	MEDROX OINTMENT	CAPSAICIN/ME-SALICYLATE/MENTH	1.4165	2.7927
50742030805	DICLOFENAC 1.5% TOPICAL SOLN	DICLOFENAC SODIUM	1.3056	0.2062
72360033100	DOULEURIN LOTION	CAPSAICIN/ME-SALICYLATE/MENTH	2.7925	3.2917
00591214071	DICLOFENAC 1.5% TOPICAL SOLN	DICLOFENAC SODIUM	0.1072	0.2062
51021025005	DICLOFENAC 1.5% TOPICAL SOLN	DICLOFENAC SODIUM	0.0844	0.2062
65162091174	DICLOFENAC 1.5% TOPICAL SOLN	DICLOFENAC SODIUM	0.0539	0.2062
60505039905	DICLOFENAC 1.5% TOPICAL SOLN	DICLOFENAC SODIUM	0.0472	0.2062
68180053801	DICLOFENAC 1.5% TOPICAL SOLN	DICLOFENAC SODIUM	0.2482	0.2062

Observations – Prescriber Dispensed

- Top 10 by Total Bill Lines account for 95%
- Top 5 by Total Paid account for 96%
- Diclofenac products account for 72% of the Total Paid
- Almost all of the drugs with highest Average Paid had unit price reimbursements below the prices on file for the time period

Discussion Points

- Guidelines indicate evidence provides minimal utility with exception of diclofenac and capsaicin
- Cost per prescription is low for most drugs, with some exceptions that have very high reference prices
 - Should all topical analgesics be made Exempt?
 - Should MTUS list be more detailed for the exclusion of high-cost products that do not provide therapeutic advantages?
- Should DWC request ACOEM review diclofenac patch studies for MTUS?

Committee Discussion

Public Comments

NSAID Update

J. Kevin Gorospe, PharmD
DWC Consultant

NSAID Pricing

- Payers have noted a significant increase in pricing for specific NSAIDs
- With decreased use of opioids, a complementary increase in NSAID use has been seen
- Several generic NSAIDs currently have very high prices per tablet/capsule on file (as of 3/1/2021)
 - fenoprofen calcium – \$3.09 to \$21.26
 - ketoprofen - \$1.08 to \$8.65 (higher price for extended-release product)
 - meloxicam - \$24.81
 - naproxen sodium (delayed release) - \$14.36 to \$17.80
 - naproxen/esomeprazole - \$15.85 to \$26.89

Additional Observations

- FDA indicates all generic fenoprofen drugs are discontinued
- Only authorized generics being marketed under the FDA approved New Drug Application for the original brand
- ketoprofen and meloxicam have few generics
 - Allows prices to increase with reduced competition, for example meloxicam generic price is only 14% lower than the brand price
 - As comparison celecoxib generics are 97% lower than the brand price
 - Fewer products means Medi-Cal pricing is based on WAC and not the federal upper limit or NADAC

NSAIDs Daily Cost Greater Than \$5 per day

Description	Current Rate Per Unit	DAILY UNITS (MAX)	Daily Cost
indomethacin 25 mg/5 ml suspension	8.2724	30	\$ 248.17
fenoprofen calcium 200 mg capsule	18.21	6	\$ 109.26
Vimovo 375mg/20 mg tablet, delayed release	41.37	2	\$ 82.74
naproxen 125 mg/5 ml suspension	1.9937	40	\$ 79.75
VIMOVO 500mg/20 mg tablet, delayed release	39.749	2	\$ 79.50
fenoprofen calcium 400 mg capsule	21.262	3	\$ 63.79
VIVLODEX 5 mg capsule	28.752	2	\$ 57.50
ZIPSOR 25 mg capsule	13.776	4	\$ 55.10
NAPRELAN 750 mg tablet, extended release	23.088	2	\$ 46.18
NAPRELAN 500 mg tablet, extended release	21.781	2	\$ 43.56
CATAFLAM 50 mg tablet	12.874	3	\$ 38.62
naproxen sodium 375 mg tablet, extended release	17.85	2	\$ 35.70
VIVLODEX 10 mg capsule	28.752	1	\$ 28.75
naproxen sodium 500 mg tablet, extended release	14.36	2	\$ 28.72
CELEBREX 200 mg capsule	13.282	2	\$ 26.56

NSAIDs Daily Cost Greater Than \$5 per day

Description	Current Rate Per Unit	DAILY UNITS (MAX)	Daily Cost
ARTHROTEC 75 mg-0.2 mg tablet, enteric coated	8.2475	3	\$ 24.74
ZORVOLEX 18 mg capsule	7.9372	3	\$ 23.81
ZORVOLEX 35 mg capsule	7.9372	3	\$ 23.81
meclofenamate sodium 50 mg capsule	3.3346	6	\$ 20.01
CELEBREX 100 mg capsule	8.1428	2	\$ 16.29
NALFON 400mg capsule	5.1979	3	\$ 15.59
Feldene 20 mg capsule	13.284	1	\$ 13.28
NAPROSYN 500 mg tablet	5.933	2	\$ 11.87
fenoprofen calcium 600 mg tablet	3.0935	3	\$ 9.28
ketoprofen 25 mg capsule	1.0816	8	\$ 8.65
ketoprofen 200 mg capsule, extended release	8.6524	1	\$ 8.65
mefenamic acid 250 mg capsule	1.8187	4	\$ 7.27
naproxen 500 mg tablet, enteric coated	3.4289	2	\$ 6.86
ibuprofen 100 mg/5 ml suspension	0.0532	120	\$ 6.38

Oral NSAID Utilization Data

- Top 20 drugs by total claims (billed lines) are all generic
- Top 20 drugs by total paid have 3 branded drugs
- Top 20 by average paid per claim shows a mix of brand and generic
 - Several generic products very high average paid per claim
 - Comparison of average paid per unit and price per unit on file
- Comparison of average units per day to max daily units
- Comparison of quantities dispensed (prescriber claims don't have days supply)

Oral NSAIDs

Pharmacy Top 20 by Total Claim Lines

Description	Billed Lines	Total Paid
ibuprofen 800 mg tablet	87,028	\$990,027
naproxen 500 mg tablet	53,225	\$1,053,252
ibuprofen 600 mg tablet	44,411	\$452,160
meloxicam 15 mg tablet	23,536	\$306,893
celecoxib 200 mg capsule	18,565	\$752,083
meloxicam 7.5 mg tablet	13,696	\$158,859
naproxen sodium 550 mg tablet	10,268	\$271,048
nabumetone 750 mg tablet	6,886	\$149,014
diclofenac sodium 75 mg tablet, delayed release	6,133	\$79,186
nabumetone 500 mg tablet	4,859	\$94,697
celecoxib 100 mg capsule	3,903	\$109,626
ibuprofen 400 mg tablet	3,823	\$33,945
fenoprofen calcium 400 mg capsule	2,361	\$2,288,064
naproxen 375 mg tablet	2,343	\$43,518
etodolac 400 mg tablet	2,228	\$64,487
etodolac 500 mg tablet	2,220	\$49,957
diclofenac sodium 100 mg tablet, extended release	2,077	\$125,290
naproxen sodium 375 mg tablet, extended release	1,971	\$1,082,697
diclofenac sodium 50 mg tablet, delayed release	1,658	\$24,062
etodolac 500 mg tablet, extended release	961	\$33,251

Oral NSAIDs

Prescriber Dispensed Top 20 by Total Claims

Description	Billed Lines	Total Paid
naproxen 500 mg tablet	49,751	\$ 1,022,395.36
etodolac 500 mg tablet, extended release	18,877	\$ 411,115.55
ibuprofen 600 mg tablet	17,141	\$ 96,305.18
ibuprofen 800 mg tablet	16,954	\$ 102,978.99
flurbiprofen 100 mg tablet	15,824	\$ 353,549.89
ibuprofen 200 mg tablet	10,434	\$ 35,667.02
nabumetone 750 mg tablet	8,308	\$ 72,899.76
naproxen sodium 220 mg tablet	8,000	\$ 25,499.48
meloxicam 15 mg tablet	4,726	\$ 28,079.17
celecoxib 200 mg capsule	2,951	\$ 119,191.00
oxaprozin 600 mg tablet	2,559	\$ 40,825.12
naproxen sodium 500 mg tablet, extended release	2,426	\$ 166,450.76
naproxen 375 mg tablet, enteric coated	2,394	\$ 3,235.04
naproxen sodium 550 mg tablet	1,994	\$ 36,378.82
etodolac 400 mg tablet	1,479	\$ 17,134.30
diclofenac sodium 100 mg tablet, extended release	1,466	\$ 20,388.56
naproxen sodium 375 mg tablet, extended release	1,073	\$ 60,859.94
ibuprofen 400 mg tablet	1,029	\$ 4,478.77
CELEBREX 200 mg capsule	1,020	\$ 18,744.84
meloxicam 7.5 mg tablet	536	\$ 4,253.37

Oral NSAIDs

Pharmacy Top 20 by Total Paid

Description	Billed Lines	Total Paid
fenoprofen calcium 400 mg capsule	2,361	\$2,288,064
naproxen sodium 375 mg tablet, extended release	1,971	\$1,082,697
naproxen 500 mg tablet	53,225	\$1,053,252
ibuprofen 800 mg tablet	87,028	\$990,027
celecoxib 200 mg capsule	18,565	\$752,083
fenoprofen calcium 200 mg capsule	624	\$729,782
ibuprofen 600 mg tablet	44,411	\$452,160
meloxicam 15 mg tablet	23,536	\$306,893
ketoprofen 25 mg capsule	357	\$298,214
CELEBREX 200 mg capsule	684	\$273,441
naproxen sodium 550 mg tablet	10,268	\$271,048
ZIPSOR 25 mg capsule	226	\$179,790
meloxicam 7.5 mg tablet	13,696	\$158,859
nabumetone 750 mg tablet	6,886	\$149,014
diclofenac sodium 100 mg tablet, extended release	2,077	\$125,290
celecoxib 100 mg capsule	3,903	\$109,626
nabumetone 500 mg tablet	4,859	\$94,697
ZORVOLEX 35 mg capsule	197	\$94,659
diclofenac sodium 75 mg tablet, delayed release	6,133	\$79,186
etodolac 400 mg tablet	2,228	\$64,487

Oral NSAIDs

Prescriber Dispensed Top 20 by Total Paid

Description	Billed Lines	Total Paid
naproxen 500 mg tablet	49,751	\$ 1,022,395.36
etodolac 500 mg tablet, extended release	18,877	\$ 411,115.55
flurbiprofen 100 mg tablet	15,824	\$ 353,549.89
naproxen sodium 500 mg tablet, extended release	2,426	\$ 166,450.76
celecoxib 200 mg capsule	2,951	\$ 119,191.00
ibuprofen 800 mg tablet	16,954	\$ 102,978.99
ibuprofen 600 mg tablet	17,141	\$ 96,305.18
nabumetone 750 mg tablet	8,308	\$ 72,899.76
naproxen sodium 375 mg tablet, extended release	1,073	\$ 60,859.94
oxaprozin 600 mg tablet	2,559	\$ 40,825.12
naproxen sodium 550 mg tablet	1,994	\$ 36,378.82
ibuprofen 200 mg tablet	10,434	\$ 35,667.02
meloxicam 15 mg tablet	4,726	\$ 28,079.17
naproxen sodium 220 mg tablet	8,000	\$ 25,499.48
diclofenac sodium 100 mg tablet, extended release	1,466	\$ 20,388.56
CELEBREX 200 mg capsule	1,020	\$ 18,744.84
etodolac 400 mg tablet	1,479	\$ 17,134.30
ibuprofen 400 mg tablet	1,029	\$ 4,478.77
meloxicam 7.5 mg tablet	536	\$ 4,253.37
naproxen 375 mg tablet, enteric coated	2,394	\$ 3,235.04

Oral NSAIDs

Pharmacy Top 20 by Average Paid

Description	Billed Lines	Total Paid	Average Paid
Vimovo 500mg/20 mg tablet, delayed release	22	\$ 58,261.15	\$ 2,648.23
Vimovo 375mg/20 mg tablet, delayed release	4	\$ 9,918.08	\$ 2,479.52
indomethacin 25 mg/5 ml suspension	1	\$ 1,784.06	\$ 1,784.06
naproxen 125 mg/5 ml suspension	11	\$ 15,227.90	\$ 1,384.35
fenopropfen calcium 200 mg capsule	624	\$ 729,781.67	\$ 1,169.52
fenopropfen calcium 400 mg capsule	2,361	\$ 2,288,063.66	\$ 969.11
NAPRELAN 750 mg tablet, extended release	24	\$ 22,235.34	\$ 926.47
ketoprofen 25 mg capsule	357	\$ 298,213.69	\$ 835.33
VIVLODEX 10 mg capsule	29	\$ 23,452.37	\$ 808.70
ZIPSOR 25 mg capsule	226	\$ 179,790.23	\$ 795.53
Feldene 20 mg capsule	1	\$ 599.68	\$ 599.68
naproxen sodium 375 mg tablet, extended release	1,971	\$ 1,082,697.27	\$ 549.31
ZORVOLEX 35 mg capsule	197	\$ 94,659.11	\$ 480.50
CELEBREX 100 mg capsule	77	\$ 33,948.70	\$ 440.89
CELEBREX 200 mg capsule	684	\$ 273,441.07	\$ 399.77
NAPROSYN 500 mg tablet	8	\$ 3,009.36	\$ 376.17
naproxen sodium 500 mg tablet, extended release	3	\$ 1,027.43	\$ 342.48
ZORVOLEX 18 mg capsule	35	\$ 9,878.45	\$ 282.24
ketoprofen 200 mg capsule, extended release	79	\$ 21,454.55	\$ 271.58
NALFON 400mg capsule	19	\$ 3,787.76	\$ 199.36

Oral NSAIDs

Prescriber Dispensed Top 20 by Average Paid

Description	Billed Lines	Total Paid	Average Paid
celecoxib 400 mg capsule	1	\$ 110.34	\$ 110.34
NALFON 400mg capsule	28	\$ 2,166.74	\$ 77.38
diclofenac sodium/misoprostol 75 mg-0.2 mg tablet, enteric coated	4	\$ 298.95	\$ 74.74
naproxen sodium 500 mg tablet, extended release	2,426	\$ 166,450.76	\$ 68.61
naproxen sodium 375 mg tablet, extended release	1,073	\$ 60,859.94	\$ 56.72
diclofenac sodium/misoprostol 50 mg-0.2 mg tablet, enteric coated	3	\$ 162.91	\$ 54.30
etodolac 200 mg capsule	2	\$ 104.82	\$ 52.41
ketoprofen 50 mg capsule	5	\$ 238.08	\$ 47.62
ketoprofen 75 mg capsule	9	\$ 373.62	\$ 41.51
celecoxib 200 mg capsule	2,951	\$ 119,191.00	\$ 40.39
indomethacin 75 mg capsule, extended release	5	\$ 121.85	\$ 24.37
flurbiprofen 100 mg tablet	15,824	\$ 353,549.89	\$ 22.34
etodolac 500 mg tablet, extended release	18,877	\$ 411,115.55	\$ 21.78
diclofenac sodium 50 mg tablet, delayed release	9	\$ 192.93	\$ 21.44
ketorolac tromethamine 10 mg tablet	21	\$ 447.70	\$ 21.32
naproxen 500 mg tablet	49,751	\$ 1,022,395.36	\$ 20.55
etodolac 300 mg capsule	75	\$ 1,531.00	\$ 20.41
naproxen sodium 275 mg tablet	4	\$ 78.14	\$ 19.54
sulindac 200 mg tablet	10	\$ 185.11	\$ 18.51
CELEBREX 200 mg capsule	1,020	\$ 18,744.84	\$ 18.38

Oral NSAIDs

Pharmacy Rate Paid Compare - HIGH

Description	Average Paid per Unit	2019 Generic Drug Rate	2019 Brand Drug Rate	Rate Compare
ketoprofen 25 mg capsule	9.4689	1.0816	not applicable	88.6%
meloxicam 7.5 mg tablet	0.2578	0.0401	not applicable	84.4%
meloxicam 15 mg tablet	0.4168	0.0679	not applicable	83.7%
diclofenac potassium 50 mg tablet	3.0706	0.5084	not applicable	83.4%
indomethacin 25 mg capsule	0.1847	0.0325	not applicable	82.4%
naproxen 250 mg tablet	0.3177	0.0593	not applicable	81.3%
naproxen 375 mg tablet	0.3875	0.0764	not applicable	80.3%
naproxen 500 mg tablet	0.3905	0.0843	not applicable	78.4%
naproxen 375 mg tablet, enteric coated	0.6057	0.1783	not applicable	70.6%
naproxen sodium 220 mg tablet	0.1754	0.0560	not applicable	68.1%
ibuprofen 400 mg tablet	0.1439	0.0470	not applicable	67.3%
celecoxib 200 mg capsule	0.9322	0.3195	not applicable	65.7%
naproxen 500 mg tablet, enteric coated	0.7321	0.2581	not applicable	64.7%
ibuprofen 200 mg tablet	0.0881	0.0326	not applicable	63.0%
ibuprofen 600 mg tablet	0.1746	0.0681	not applicable	61.0%
indomethacin 50 mg capsule	0.3324	0.1499	not applicable	54.9%
celecoxib 400 mg capsule	1.8330	0.8315	not applicable	54.6%
celecoxib 100 mg capsule	0.5116	0.2635	not applicable	48.5%
sulindac 150 mg tablet	0.2884	0.1494	not applicable	48.2%
piroxicam 10 mg capsule	0.6676	0.3528	not applicable	47.2%

Oral NSAIDs

Prescriber Dispensed Rate Paid Compare - HIGH

Description	Average Paid per Unit	2019 Generic Drug Rate	2019 Brand Drug Rate	Rate Compare
meloxicam 15 mg tablet	0.6035	0.0679	not applicable	88.7%
ketoprofen 50 mg capsule	3.9680	0.5021	not applicable	87.3%
meloxicam 7.5 mg tablet	0.2550	0.0401	not applicable	84.3%
indomethacin 25 mg capsule	0.1945	0.0325	not applicable	83.3%
naproxen 500 mg tablet	0.4834	0.0843	not applicable	82.6%
indomethacin 50 mg capsule	0.6209	0.1499	not applicable	75.9%
celecoxib 200 mg capsule	1.2920	0.3195	not applicable	75.3%
diclofenac sodium 50 mg tablet, delayed release	0.4345	0.1296	not applicable	70.2%
ibuprofen 600 mg tablet	0.2229	0.0681	not applicable	69.4%
ibuprofen 400 mg tablet	0.1521	0.0470	not applicable	69.1%
ibuprofen 200 mg tablet	0.0972	0.0326	not applicable	66.5%
naproxen 250 mg tablet	0.1590	0.0593	not applicable	62.7%
naproxen sodium 220 mg tablet	0.1460	0.0560	not applicable	61.6%
sulindac 150 mg tablet	0.3870	0.1494	not applicable	61.4%
ketorolac tromethamine 10 mg tablet	2.0350	0.8136	not applicable	60.0%
ibuprofen 800 mg tablet	0.2267	0.0911	not applicable	59.8%
diclofenac sodium 75 mg tablet, delayed release	0.3280	0.1433	not applicable	56.3%
nabumetone 750 mg tablet	0.5761	0.2881	not applicable	50.0%
etodolac 400 mg tablet	0.8060	0.4221	not applicable	47.6%
ketoprofen 75 mg capsule	1.0378	0.5581	not applicable	46.2%

Oral NSAIDs

Pharmacy Rate Paid Compare - LOW

Description	Average Paid per Unit	2019 Generic Drug Rate	2019 Brand Drug Rate	Rate Compare
NAPRELAN 500 mg tablet, extended release	0.0017	not applicable	21.7810	-1281135.3%
VIVLODEX 5 mg capsule	1.8805	not applicable	26.1620	-1291.2%
CATAFLAM 50 mg tablet	0.5553	not applicable	5.3458	-862.7%
ketoprofen 75 mg capsule	0.0852	0.5581	not applicable	-555.0%
ARTHROTEC 75 mg-0.2 mg tablet, enteric coated	1.6341	not applicable	8.2065	-402.2%
naproxen sodium 375 mg tablet, extended release	9.1655	21.1580	not applicable	-130.8%
ibuprofen 200 mg capsule	0.0435	0.0979	not applicable	-125.1%
NALFON 400mg capsule	2.5252	not applicable	4.9037	-94.2%
ZORVOLEX 18 mg capsule	4.6773	not applicable	6.8772	-47.0%
ibuprofen 100 mg/5 ml suspension	0.0511	0.0739	not applicable	-44.6%
CELEBREX 200 mg capsule	9.1232	not applicable	12.6316	-38.5%
ZORVOLEX 35 mg capsule	5.7991	not applicable	6.9975	-20.7%
fenoprofen calcium 600 mg tablet	2.4513	2.8604	not applicable	-16.7%
naproxen sodium 500 mg tablet, extended release	7.3388	8.4700	not applicable	-15.4%
ZIPSOR 25 mg capsule	10.1743	not applicable	11.4290	-12.3%
etodolac 400 mg tablet, extended release	1.6365	1.8354	not applicable	-12.2%
NAPRELAN 750 mg tablet, extended release	20.5883	not applicable	23.0880	-12.1%
diclofenac sodium 25 mg tablet, delayed release	0.8289	0.9261	not applicable	-11.7%
naproxen 125 mg/5 ml suspension	1.5413	1.7163	not applicable	-11.4%
diclofenac sodium/misoprostol 75 mg-0.2 mg tablet, enteric coated	1.5882	1.7491	not applicable	-10.1%

Oral NSAIDs

Prescriber Dispensed Rate Paid Compare - LOW

Description	Average Paid per Unit	2019 Generic Drug Rate	2019 Brand Drug Rate	Rate Compare
naproxen sodium 375 mg tablet, extended release	1.0809	21.1580	not applicable	-1857.4%
CELEBREX 200 mg capsule	0.7385	not applicable	12.6316	-1610.4%
naproxen sodium 500 mg tablet, extended release	1.2062	8.4700	not applicable	-602.2%
naproxen 375 mg tablet, enteric coated	0.0363	0.1783	not applicable	-391.2%
NALFON 400mg capsule	1.0921	not applicable	4.9037	-349.0%
ibuprofen 100 mg/5 ml suspension	0.0273	0.0739	not applicable	-170.7%
diclofenac sodium 100 mg tablet, extended release	1.5178	1.5980	not applicable	-5.3%
naproxen sodium 550 mg tablet	0.4798	0.5047	not applicable	-5.2%
diclofenac sodium/misoprostol 50 mg-0.2 mg tablet, enteric coated	1.8101	1.7824	not applicable	1.5%
etodolac 500 mg tablet, extended release	1.5530	1.5160	not applicable	2.4%
diclofenac sodium/misoprostol 75 mg-0.2 mg tablet, enteric coated	1.9539	1.7491	not applicable	10.5%
naproxen sodium 275 mg tablet	0.6512	0.5667	not applicable	13.0%
ibuprofen 200 mg capsule	0.1166	0.0979	not applicable	16.0%
etodolac 200 mg capsule	0.8735	0.7302	not applicable	16.4%
nabumetone 500 mg tablet	0.2893	0.2302	not applicable	20.4%
etodolac 300 mg capsule	1.0241	0.8098	not applicable	20.9%
indomethacin 75 mg capsule, extended release	0.4202	0.3204	not applicable	23.8%
etodolac 500 mg tablet	0.7258	0.5470	not applicable	24.6%
oxaprozin 600 mg tablet	1.1970	0.8419	not applicable	29.7%
celecoxib 400 mg capsule	1.2260	0.8315	not applicable	32.2%

Oral NSAIDs

Pharmacy/Prescriber Dispensed Average Units per Claim Compare

Ingredient	Product Description	Average Pharmacy Units per Claim	Average Physician Units per Claim	Difference
ibuprofen	ibuprofen suspension 100 mg/5 ml	619	30	589
ibuprofen	ibuprofen capsule 200 mg	273	16	257
celecoxib	celecoxib capsule 400 mg	41	90	49
ketoprofen	ketoprofen capsule 50 mg	60	12	48
ibuprofen	ibuprofen tablet 800 mg	67	27	40
diclofenac sodium	diclofenac sodium tablet, delayed release 75 mg	57	20	37
etodolac	etodolac tablet 400 mg	51	14	37
naproxen sodium	naproxen sodium tablet 220 mg	59	22	37
celecoxib	celecoxib capsule 100 mg	55	20	35
etodolac	etodolac capsule 300 mg	55	20	35
nabumetone	nabumetone tablet 750 mg	50	15	35
naproxen sodium	naproxen sodium tablet 275 mg	65	30	35
ibuprofen	ibuprofen tablet 600 mg	58	25	33
ibuprofen	ibuprofen tablet 400 mg	62	29	33
indomethacin	indomethacin capsule 50 mg	53	21	32
ibuprofen	ibuprofen tablet 200 mg	66	35	31
indomethacin	indomethacin capsule 25 mg	72	41	31
oxaprozin	oxaprozin tablet 600 mg	44	13	31
diclofenac sodium	diclofenac sodium tablet, extended release 100 mg	38	9	29
diclofenac sodium/misoprostol	diclofenac sodium/misoprostol tablet, enteric coated 50 mg-0.2 mg	56	30	26
nabumetone	nabumetone tablet 500 mg	54	28	26
naproxen	naproxen tablet 250 mg	54	28	26

Oral NSAIDs

Pharmacy Quantity/Days Supply

Description	Average Units	Average Days Supply	Average Units per Day	DAILY UNITS (MAX)	Units Compare
CELEBREX 100 mg capsule	441	31	15	2	13
CATAFLAM 50 mg tablet	90	28	4	3	1
celecoxib 400 mg capsule	41	33	2	1	1
diclofenac sodium 100 mg tablet, extended release	38	31	2	1	1
etodolac 400 mg tablet	51	24	3	2	1
etodolac 400 mg tablet, extended release	54	36	2	1	1
etodolac 500 mg tablet, extended release	22	17	2	1	1
ibuprofen 200 mg capsule	273	21	13	12	1
ketoprofen 200 mg capsule, extended release	30	26	2	1	1
meloxicam 15 mg tablet	31	30	2	1	1
nabumetone 500 mg tablet	54	26	3	2	1
nabumetone 750 mg tablet	50	24	3	2	1
naproxen 500 mg tablet, enteric coated	55	27	3	2	1
naproxen sodium 500 mg tablet, extended release	47	23	3	2	1
sulindac 200 mg tablet	72	28	3	2	1
VIMOVO 500mg/20 mg tablet, delayed release	64	30	3	2	1
VIVLODEX 5 mg capsule	65	25	3	2	1
CELEBREX 200 mg capsule	44	33	2	2	0
celecoxib 100 mg capsule	55	30	2	2	0
celecoxib 200 mg capsule	43	31	2	2	0

Oral NSAIDs

Pharmacy/Prescriber Dispensed Quantities

Ingredient	Product Description	Average Pharmacy Unit	Average Physician Units	Difference
flurbiprofen	flurbiprofen tablet 100 mg	62	40	22
meloxicam	meloxicam tablet 15 mg	31	10	21
diclofenac sodium/misoprostol	diclofenac sodium/misoprostol tablet, enteric coated 75 mg-0.2 mg	58	38	20
ketoprofen	ketoprofen capsule 75 mg	60	40	20
naproxen	naproxen tablet, enteric coated 375 mg	57	37	20
celecoxib	CELEBREX capsule 200 mg	44	25	19
etodolac	etodolac tablet 500 mg	33	14	19
naproxen sodium	naproxen sodium tablet 550 mg	57	38	19
sulindac	sulindac tablet 150 mg	48	30	18
sulindac	sulindac tablet 200 mg	72	56	16
indomethacin	indomethacin capsule, extended release 75 mg	44	58	14
meloxicam	meloxicam tablet 7.5 mg	45	31	14
celecoxib	celecoxib capsule 200 mg	43	31	12
etodolac	etodolac capsule 200 mg	72	60	12
diclofenac sodium	diclofenac sodium tablet, delayed release 50 mg	60	49	11
naproxen sodium	naproxen sodium tablet, extended release 500 mg	47	57	10
etodolac	etodolac tablet, extended release 500 mg	22	14	8
fenoprofen	NALFON capsule 400mg	79	71	8
naproxen	naproxen tablet 500 mg	51	43	8
naproxen sodium	naproxen sodium tablet, extended release 375 mg	60	52	8
ketorolac tromethamine	ketorolac tromethamine tablet 10 mg	16	10	6

Drug Ingredient	Reference Brand Name	Exempt/Non-Exempt*
celecoxib	CELEBREX	Exempt
diclofenac potassium	CATAFLAM	Non-Exempt
diclofenac sodium	VOLTAREN	Non-Exempt
diclofenac sodium/misoprostol	ARTHROTEC	Non-Exempt
diflunisal	DOLOBID	Exempt
etodolac	LODINE XL	Exempt
famotidine/ibuprofen	DUEXIS	Non-Exempt
fenoprofen calcium	NALFON	Exempt
flurbiprofen	ANSAID	Exempt
ibuprofen	MOTRIN	Exempt
indomethacin	INDOCIN	Exempt
indomethacin	TIVORBEX	Non-Exempt
ketoprofen	ORUDIS	Exempt
ketorolac tromethamine	Not Applicable	Non-Exempt
meclofenamate sodium	MECLOMEN	Exempt
mefenamic acid	PONSTEL	Exempt
meloxicam	MOBIC	Exempt
meloxicam	VIVLODEX	Non-Exempt
nabumetone	RELAFEN	Exempt
naproxen	NAPROSYN	Exempt
naproxen sodium	ANAPROX, NAPRELAN	Exempt
oxaprozin	DAYPRO	Exempt
piroxicam	FELDENE	Non-Exempt
sulindac	CLINORIL	Exempt
tolmetin sodium	TOLECTIN	Exempt

Discussion Points

- 29 products with potential price of more than \$5 per day
- Several with potential costs of more than \$50 per day
- Pharmacy and Prescriber dispensed drugs have a similar mix, with pharmacy having a few brand name drugs provided more frequently
 - Should the Exempt status be changed for any oral NSAIDs?
 - Should MTUS list be more detailed for the exclusion of high-cost products that do not provide therapeutic advantages?

Committee Discussion

Public Comments

MTUS Drug Categories/RxCUI

J. Kevin Gorospe, PharmD
DWC Consultant



State of California
Gavin Newsom
Governor

Model Updated List with RxCUIs and New Categories

- Updated list is based on MTUS v9
- Additional Non-Exempt Drug RxCUIs consolidated
- Proposed new categories
 - Somewhat based on existing therapeutic categories
 - Second level “pharmacological category” added
- Looking for input on
 - Heading Names
 - Changes to categories, additions, refinements, different nomenclature

Committee Discussion

Public Comments

Special Fill/Peri-Op Days Supply

Dr. Joyce Ho, Member



State of California
Gavin Newsom
Governor

Special Fill / Peri-Op Days Supply

- Why is 4 days the standard?
- Is the P&T restricted from increasing to a higher days supply?
- Is it appropriate to increase the days supply for some drugs? For example
 - cortisone acetate
 - prednisolone sodium phosphate

Committee Discussion

Public Comments

P&T Roadmap

General Discussion



State of California
Gavin Newsom
Governor

Committee Discussion

Public Comments

Review of Recommendations

Adjournment