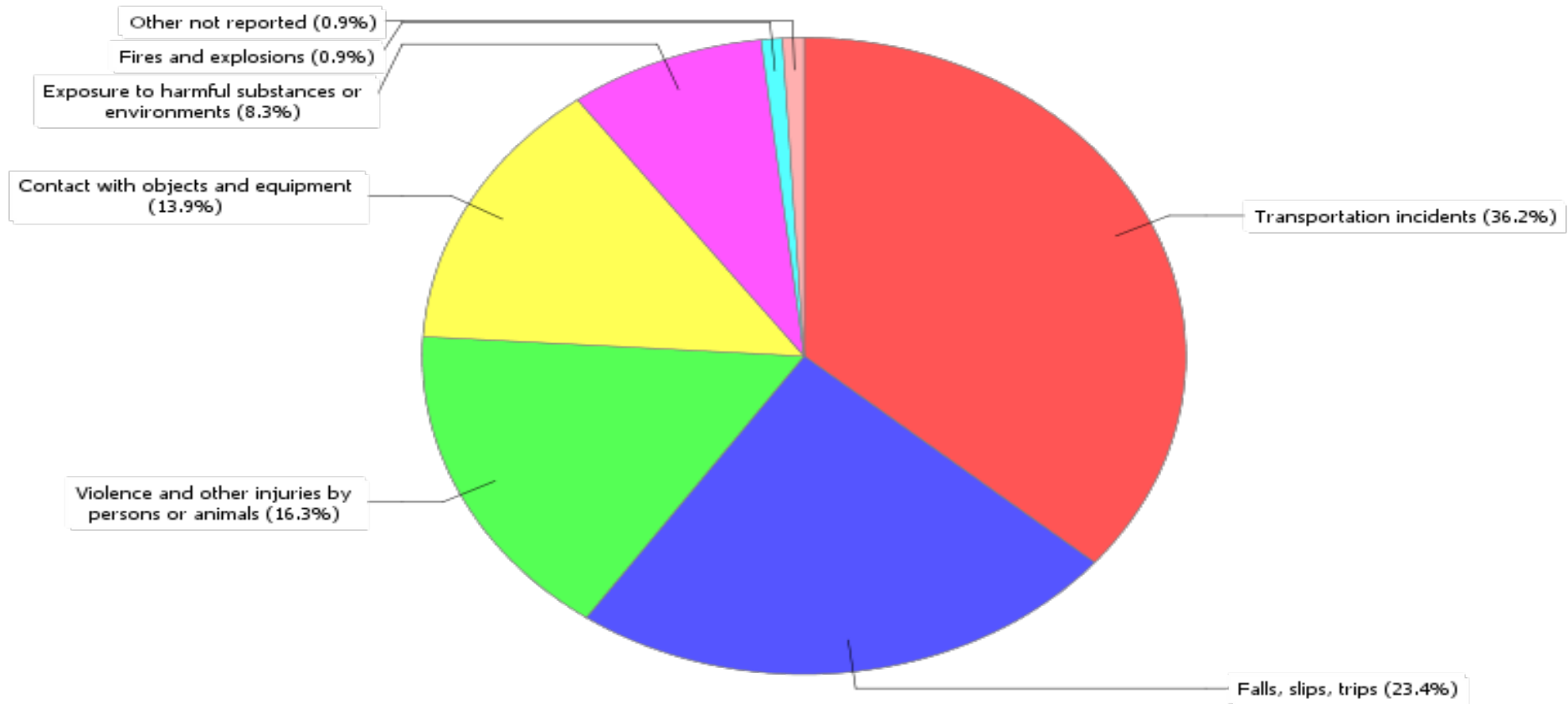


**Workplace fatal injuries by event or exposure, private industry, California, 2017 (337 total fatal injuries)**

Characteristics	Value
Transportation incidents	122
Falls, slips, trips	79
Violence and other injuries by persons or animals	55
Contact with objects and equipment	47
Exposure to harmful substances or environments	28
Fires and explosions	3
Other not reported	3

Workplace fatal injuries by event or exposure, private industry, California, 2017 (337 total fatal injuries)

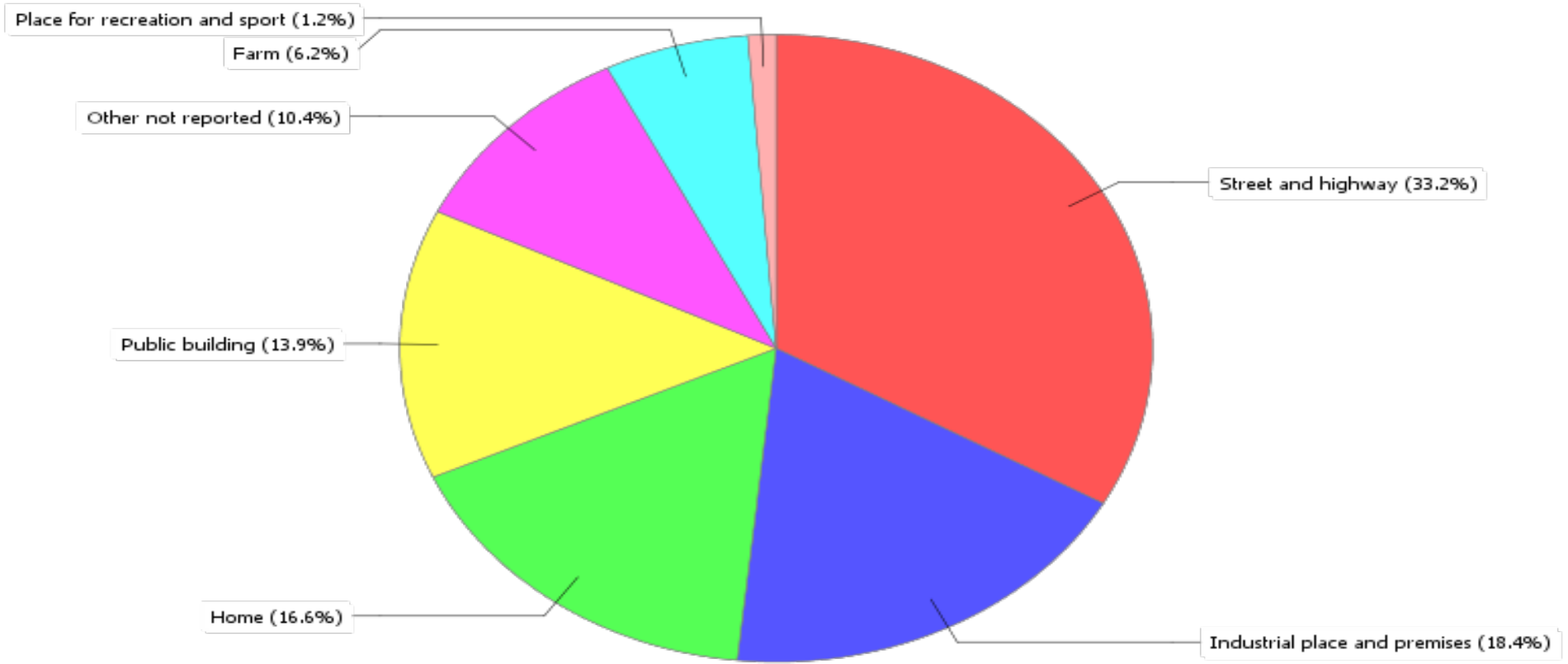


[SOURCE : U.S. Bureau of Labor Statistics, U.S. Department of Labor, 2018]

**Fatal work injuries by location, private industry, California, 2017 (337 total fatal injuries)**

Characteristics	Value
Mine and quarry	-
Residential institution	-
Street and highway	112
Industrial place and premises	62
Home	56
Public building	47
Other not reported	35
Farm	21
Place for recreation and sport	4

Fatal work injuries by location, private industry, California, 2017 (337 total fatal injuries)

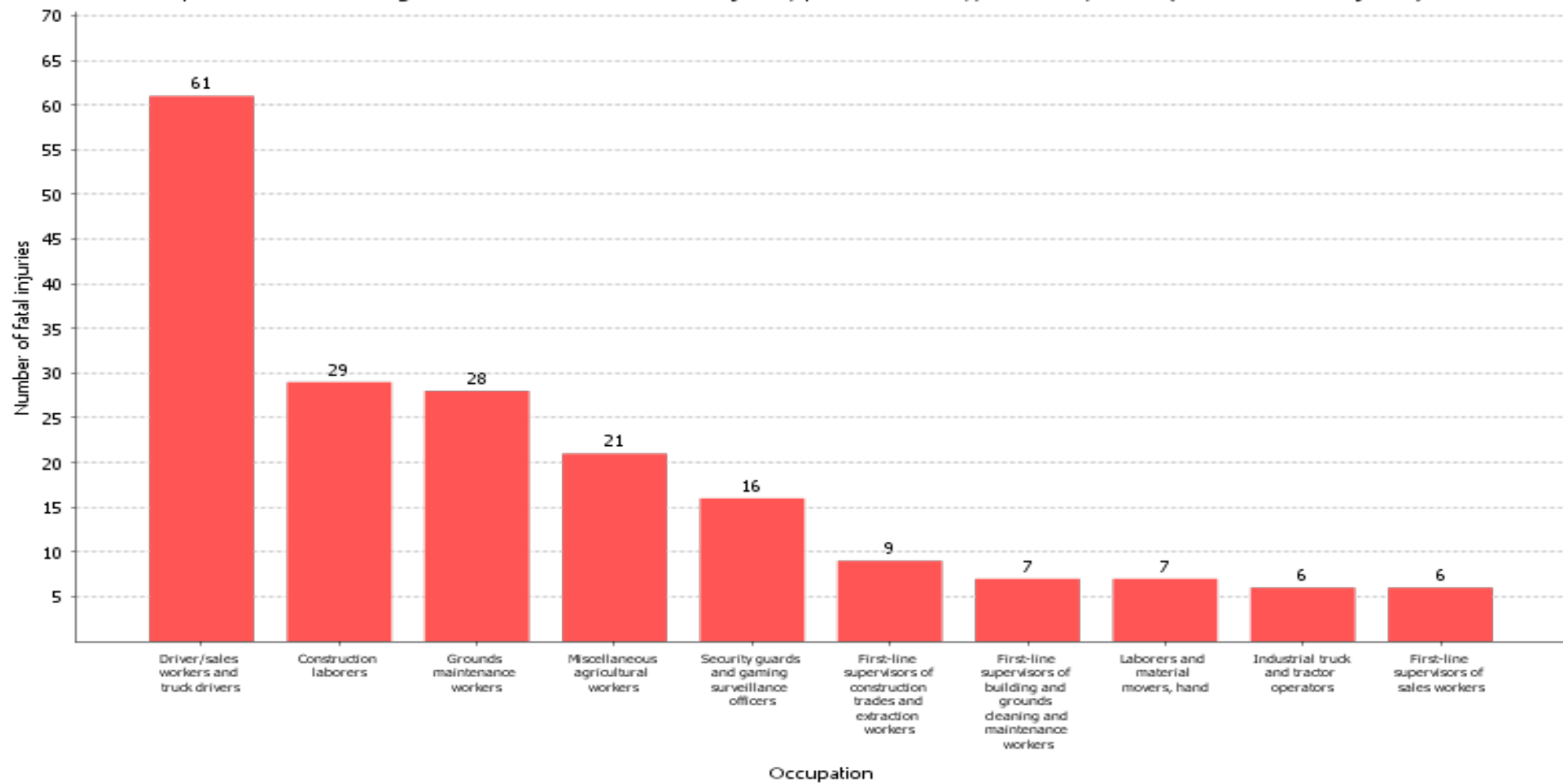


[SOURCE : U.S. Bureau of Labor Statistics, U.S. Department of Labor, 2018]

**Occupations with the largest number of worker fatal injuries, private industry, California, 2017 (337 total fatal injuries)**

Characteristics	Value
Driver/sales workers and truck drivers	61
Construction laborers	29
Grounds maintenance workers	28
Miscellaneous agricultural workers	21
Security guards and gaming surveillance officers	16
First-line supervisors of construction trades and extraction workers	9
First-line supervisors of building and grounds cleaning and maintenance workers	7
Laborers and material movers, hand	7
Industrial truck and tractor operators	6
First-line supervisors of sales workers	6

Occupations with the largest number of worker fatal injuries, private industry, California, 2017 (337 total fatal injuries)



[SOURCE : U.S. Bureau of Labor Statistics, U.S. Department of Labor, 2018]

**Fatal occupational injuries in the mining industry, private industry, California, 2017 (-- total fatal injuries)**

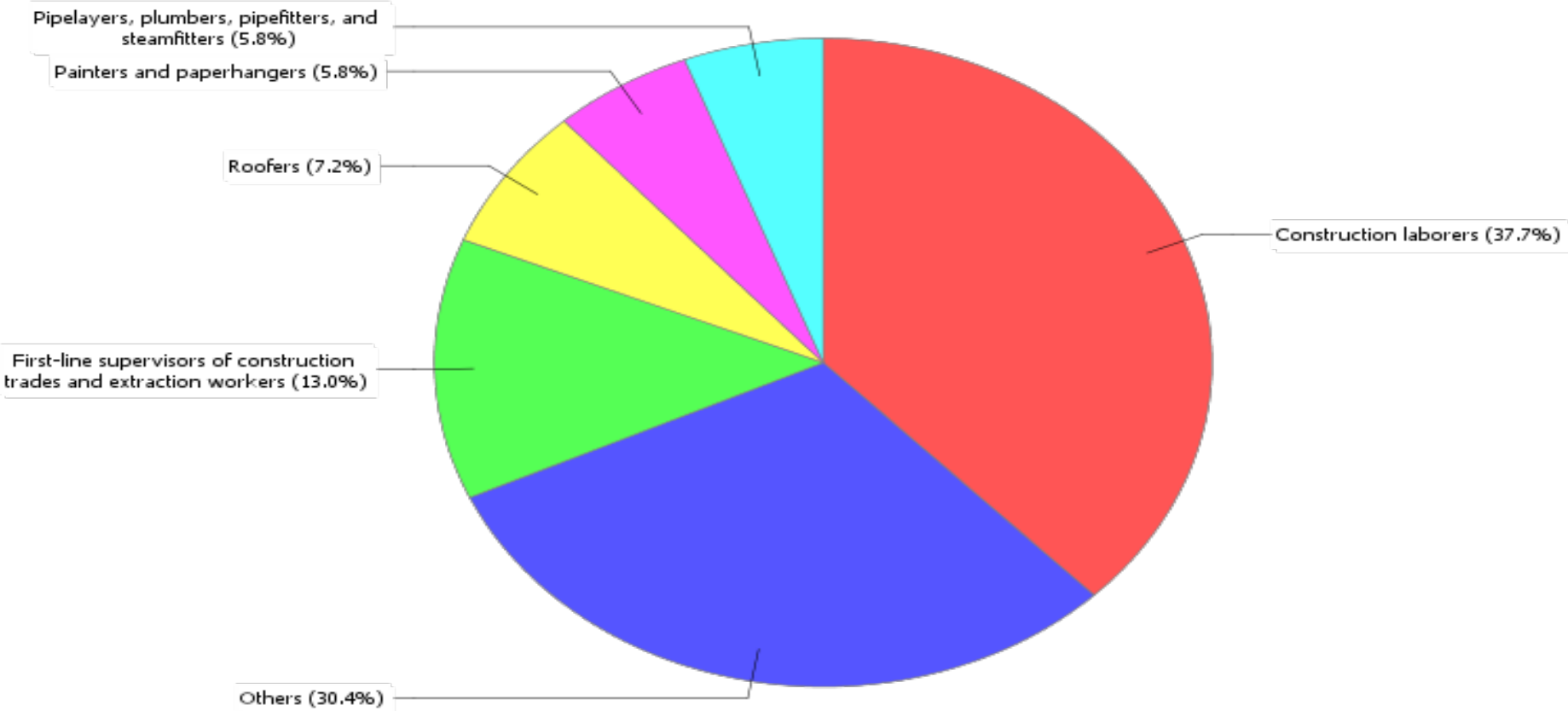
Characteristics	Value
Oil and gas extraction	-
Coal mining	-
Metal ore mining	-
Nonmetallic mineral mining and quarrying	-
Drilling oil and gas wells	-
Support activities for oil and gas operations	-
Other	-

**Occupations in the construction industry with the highest number of fatal injuries, private industry, California, 2017 (69 total fatal injuries)**

Characteristics	Value
Construction laborers	26
Others	21
First-line supervisors of construction trades and extraction workers	9
Roofers	5
Painters and paperhangers	4
Pipelayers, plumbers, pipefitters, and steamfitters	4



Occupations in the construction industry with the highest number of fatal injuries, private industry, California, 2017 (69 total fatal injuries)

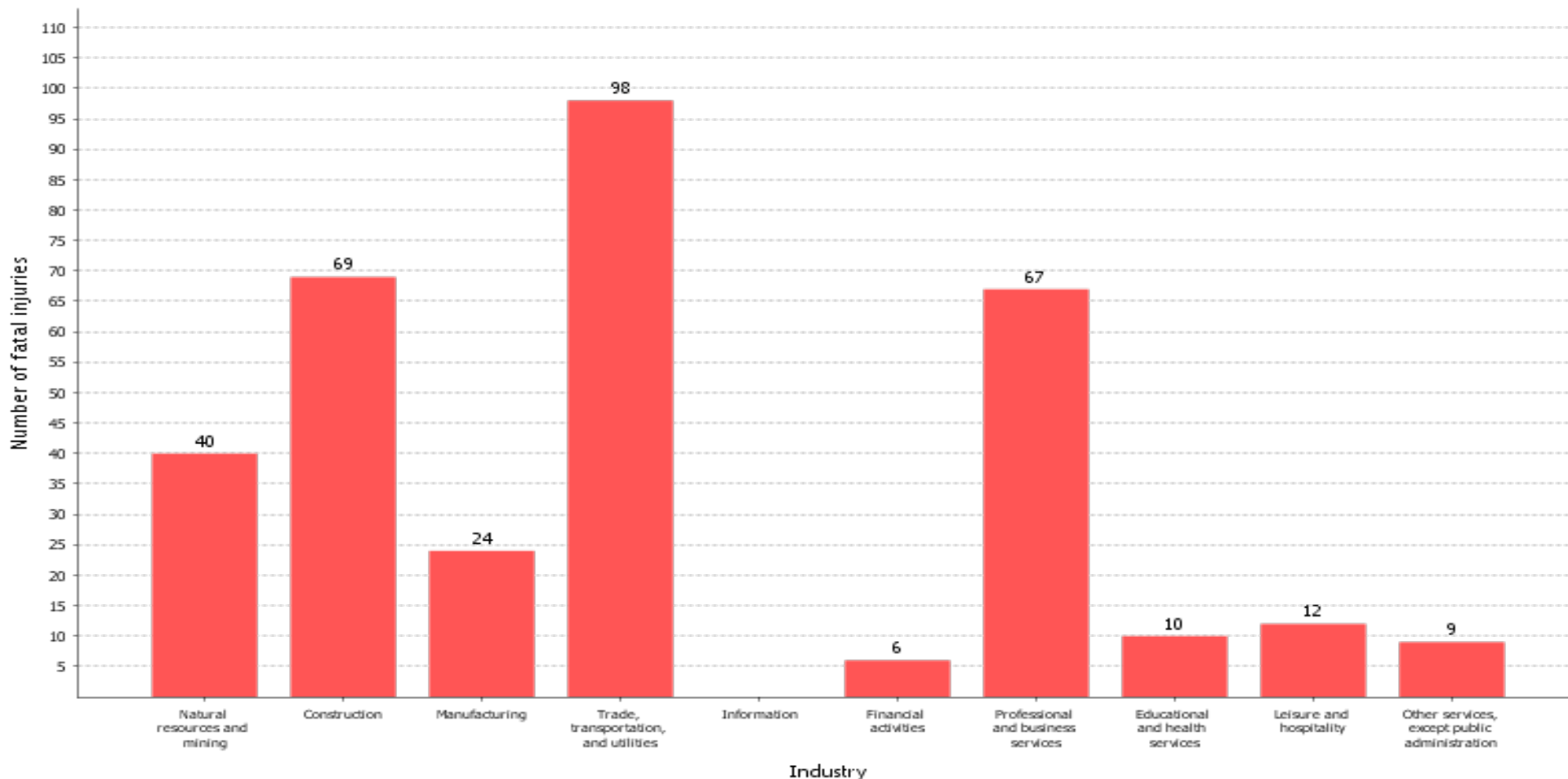


[SOURCE : U.S. Bureau of Labor Statistics, U.S. Department of Labor, 2018]

**Fatal work injuries in selected industries, private industry, California, 2017 (337 total fatal injuries)**

Characteristics	Value
Natural resources and mining	40
Construction	69
Manufacturing	24
Trade, transportation, and utilities	98
Information	-
Financial activities	6
Professional and business services	67
Educational and health services	10
Leisure and hospitality	12
Other services, except public administration	9

Fatal work injuries in selected industries, private industry, California, 2017 (337 total fatal injuries)



[SOURCE : U.S. Bureau of Labor Statistics, U.S. Department of Labor, 2018]