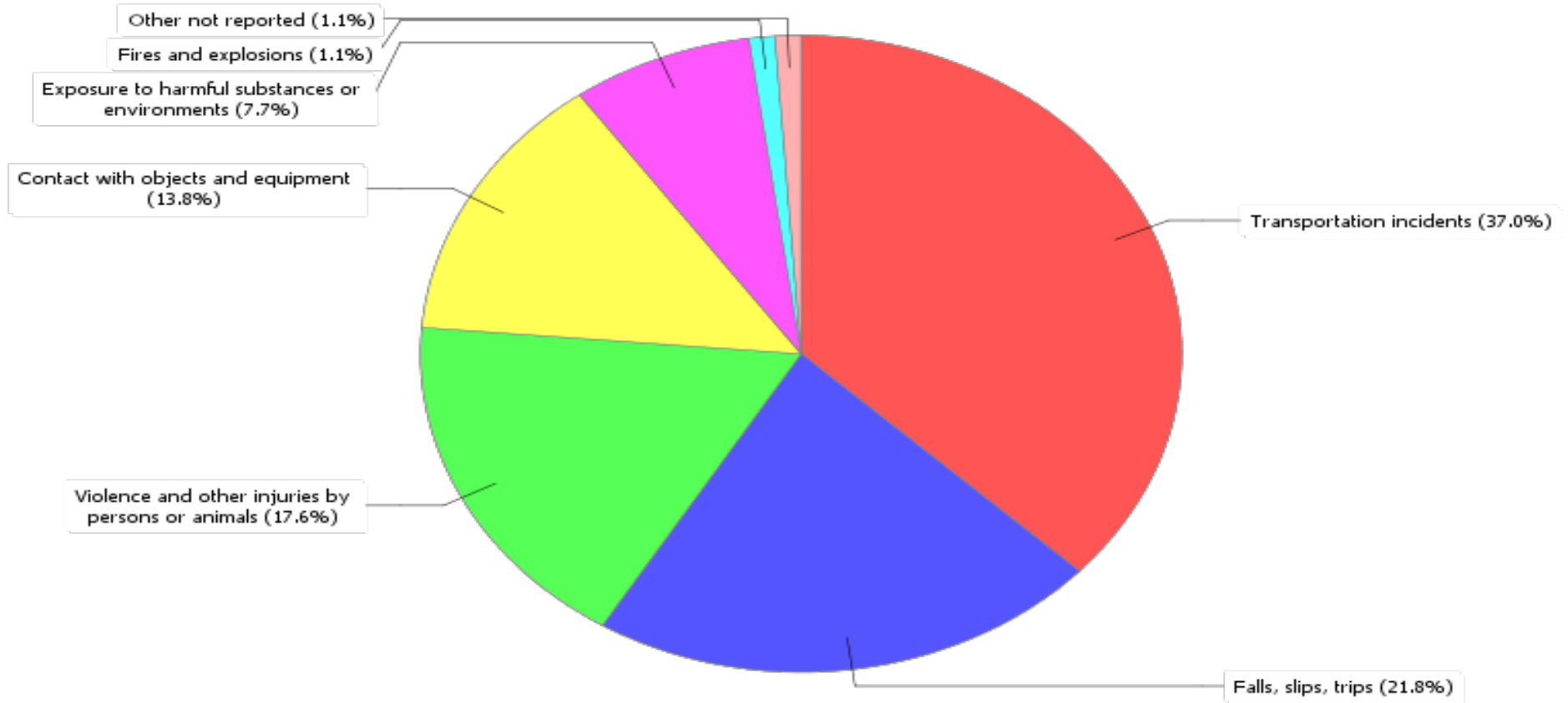


Workplace fatal injuries by event or exposure, all ownerships, California, 2017 (376 total fatal injuries)

Characteristics	Value
Transportation incidents	139
Falls, slips, trips	82
Violence and other injuries by persons or animals	66
Contact with objects and equipment	52
Exposure to harmful substances or environments	29
Fires and explosions	4
Other not reported	4

Workplace fatal injuries by event or exposure, all ownerships, California, 2017 (376 total fatal injuries)

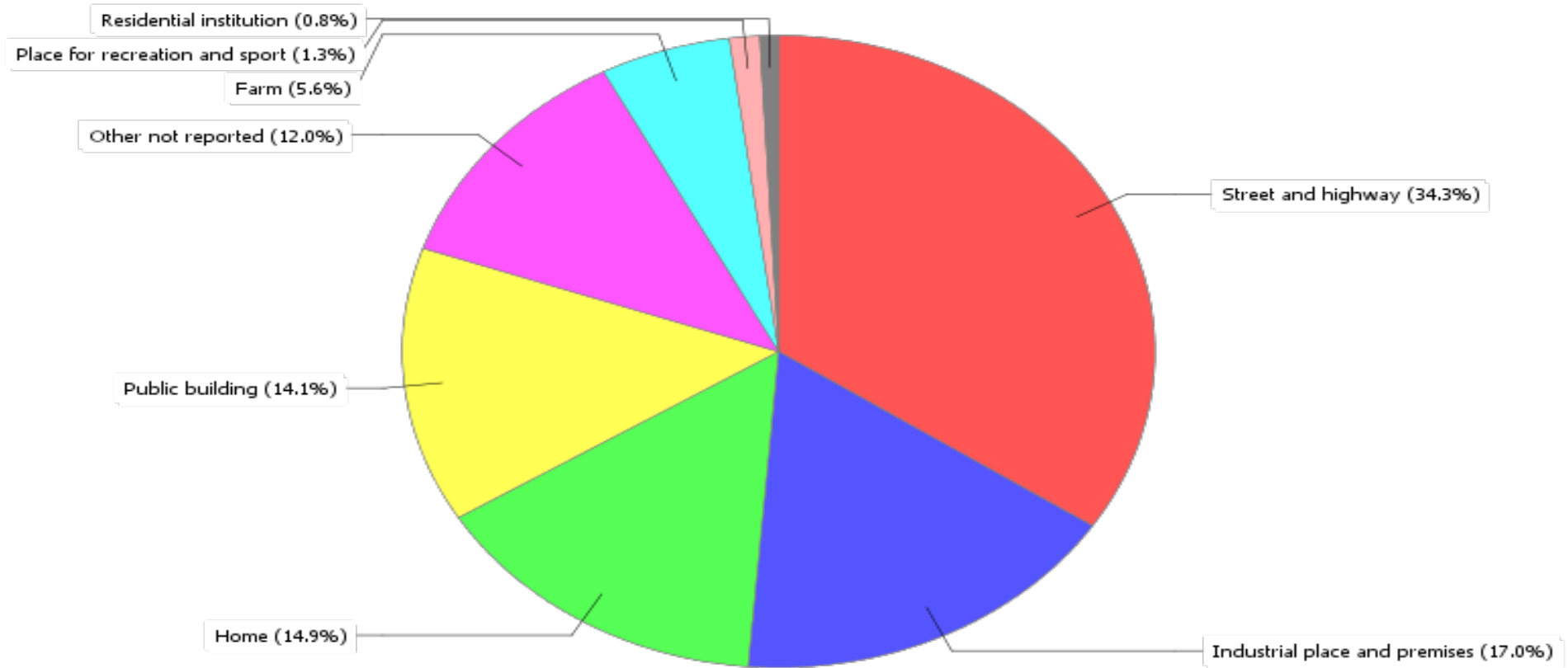


[SOURCE : U.S. Bureau of Labor Statistics, U.S. Department of Labor, 2018]

Fatal work injuries by location, all ownerships, California, 2017 (376 total fatal injuries)

Characteristics	Value
Mine and quarry	-
Street and highway	129
Industrial place and premises	64
Home	56
Public building	53
Other not reported	45
Farm	21
Place for recreation and sport	5
Residential institution	3

Fatal work injuries by location, all ownerships, California, 2017 (376 total fatal injuries)

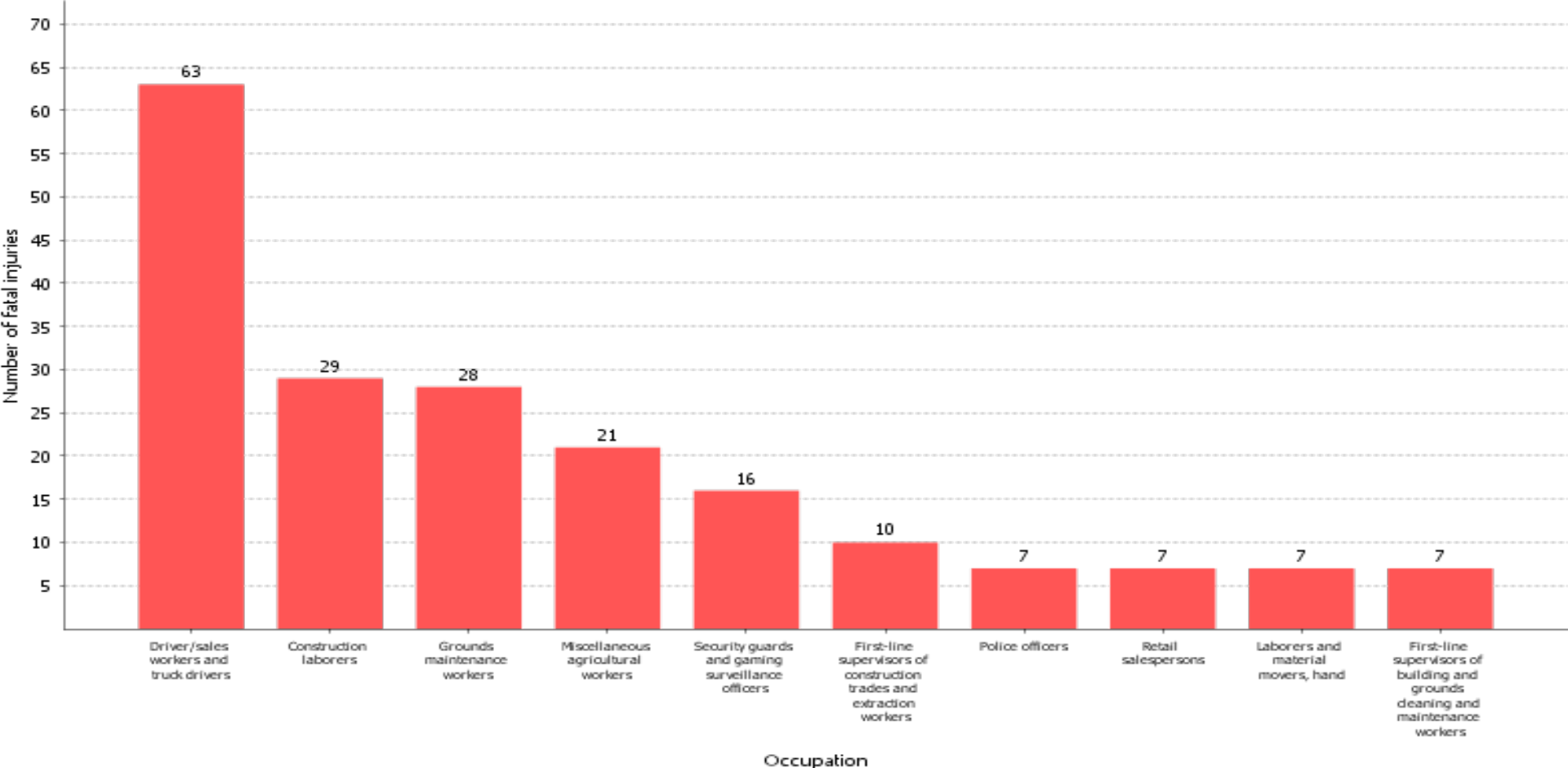


[SOURCE : U.S. Bureau of Labor Statistics, U.S. Department of Labor, 2018]

Occupations with the largest number of worker fatal injuries, all ownerships, California, 2017 (376 total fatal injuries)

Characteristics	Value
Driver/sales workers and truck drivers	63
Construction laborers	29
Grounds maintenance workers	28
Miscellaneous agricultural workers	21
Security guards and gaming surveillance officers	16
First-line supervisors of construction trades and extraction workers	10
Police officers	7
Retail salespersons	7
Laborers and material movers, hand	7
First-line supervisors of building and grounds cleaning and maintenance workers	7

Occupations with the largest number of worker fatal injuries, all ownerships, California, 2017 (376 total fatal injuries)



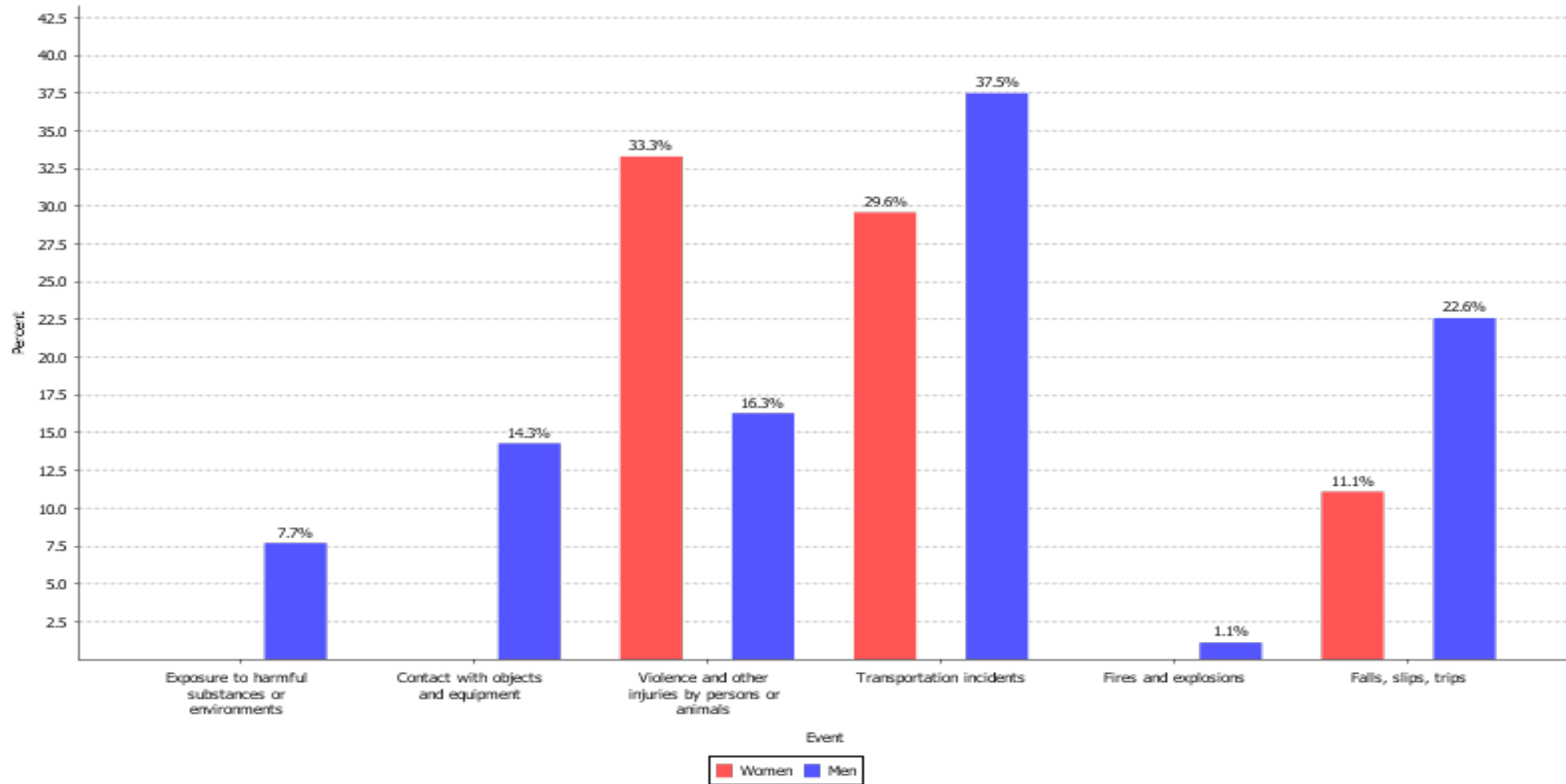
[SOURCE : U.S. Bureau of Labor Statistics, U.S. Department of Labor, 2018]

Fatal work injuries varied between men and women, all ownerships, California, 2017 (349 men, 27 women)

Characteristics	Men	Women
Exposure to harmful substances or environments	27	-
Contact with objects and equipment	50	-
Violence and other injuries by persons or animals	57	9
Transportation incidents	131	8
Fires and explosions	4	-
Falls, slips, trips	79	3

Fatal work injuries varied between men and women, all ownerships, California, 2017 (349 men, 27 women)

[SOURCE : U.S. Bureau of Labor Statistics, U.S. Department of Labor, 2018]



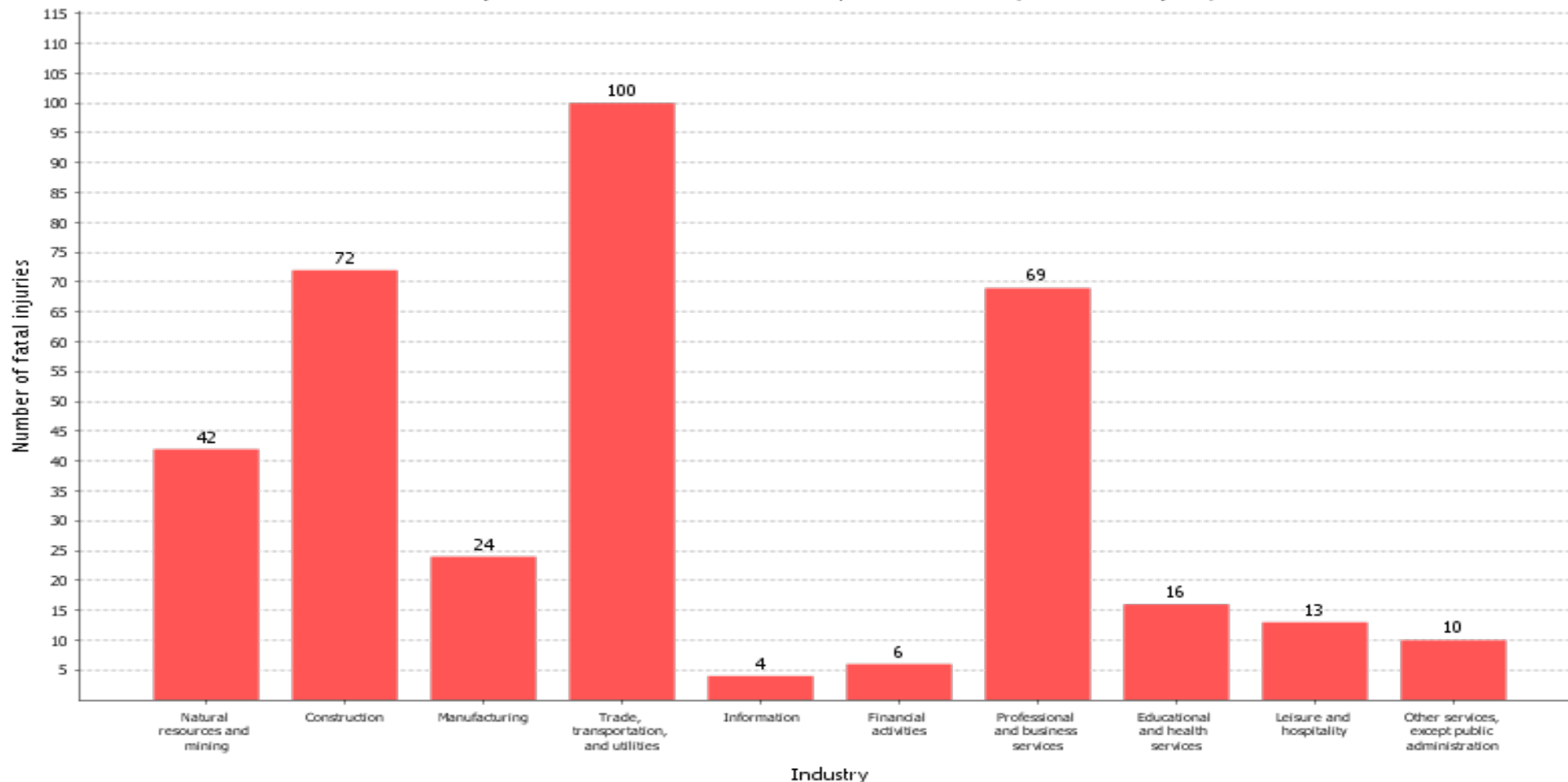
Fatal occupational injuries in the mining industry, all ownerships, California, 2017 (-- total fatal injuries)

Characteristics	Value
Oil and gas extraction	-
Coal mining	-
Metal ore mining	-
Nonmetallic mineral mining and quarrying	-
Drilling oil and gas wells	-
Support activities for oil and gas operations	-
Other	-

Fatal work injuries in selected industries, all ownerships, California, 2017 (376 total fatal injuries)

Characteristics	Value
Natural resources and mining	42
Construction	72
Manufacturing	24
Trade, transportation, and utilities	100
Information	4
Financial activities	6
Professional and business services	69
Educational and health services	16
Leisure and hospitality	13
Other services, except public administration	10

Fatal work injuries in selected industries, all ownerships, California, 2017 (376 total fatal injuries)



[SOURCE : U.S. Bureau of Labor Statistics, U.S. Department of Labor, 2018]