

CHSWC Meeting

August 4, 2022

Ray Meister, MD, MPH

Executive Medical Director

Division of Workers' Compensation

Topics

- Medical Treatment Utilization Schedule (MTUS)
- MTUS Formulary & Drug List
- COVID-19 Claims
- Independent Medical Review (IMR) Decisions
- QME numbers
- Online Education

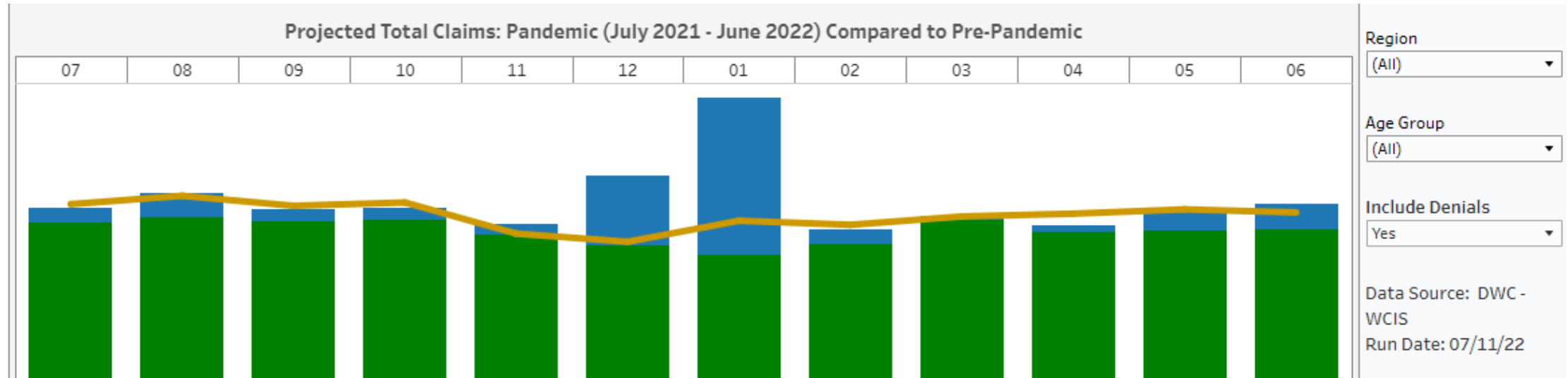
MTUS Updates

- Updated ACOEM COVID-19 Guideline
 - Anticipate adoption into the MTUS Fall, 2022

MTUS Formulary and Drug List

- MTUS Drug List update with COVID-19 medications to follow adoption of updated ACOEM COVID-19 Guideline

COVID Claims over the last 12 months



Total Claims: Pandemic COVID and Non-COVID (March 2020 - June 2022)										
	Total	Jun 22	May 22	Apr 22	Mar 22	Feb 22	Jan 22	Dec 21	Nov 21	Oct 21
COVID Projected	282,367	8,655	7,819	2,483	1,347	5,322	55,359	24,472	3,611	4,179
Non-COVID Projected	1,362,671	52,791	52,187	51,681	55,786	47,307	43,600	47,185	50,897	55,936
Projected	1,645,038	61,446	60,006	54,165	57,133	52,629	98,959	71,657	54,508	60,115
Percent COVID Projected	17.2%	14.1%	13.0%	4.6%	2.4%	10.1%	55.9%	34.2%	6.6%	7.0%

<https://www.cwci.org/CV19claims.html>

COVID Deaths in California

Confirmed deaths in California

Death date

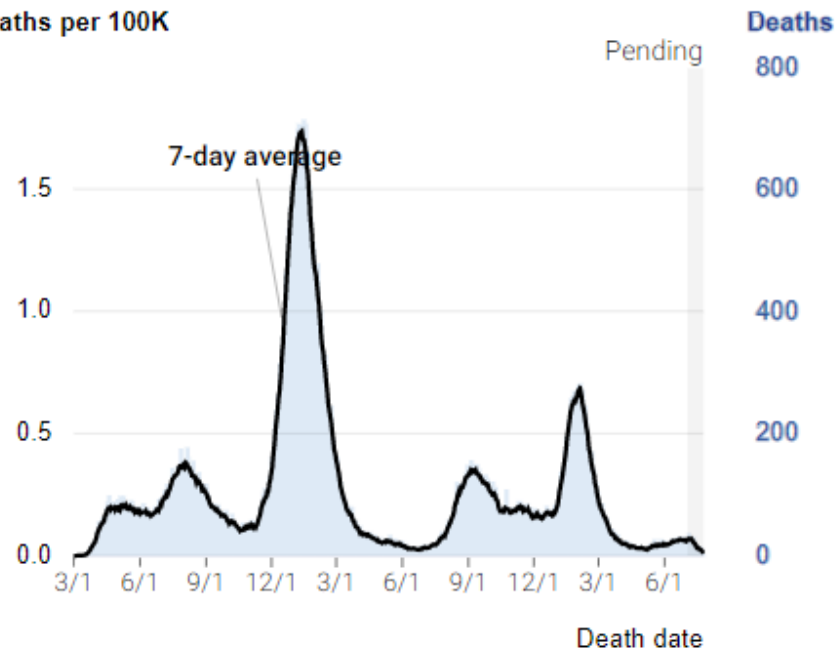
All time

92,595 total confirmed deaths

126 new deaths (0.1% increase)

0.1 deaths per 100K (7-day average)

Deaths per 100K



01/12/2021 – 716 deaths

01/30/2022 – 279 deaths

07/07/2022 – 21 deaths

<https://covid19.ca.gov/state-dashboard/>

IMR Decision Letters, 2013 - 2021

Calendar Year	Total Number
2021	133,430
2020	136,740
2019	163,755
2018	184,733
2017	172,145
2016	175,960
2015	165,496
2014	143,840
2013	3,682
TOTAL	1,146,351

IMR – 62,859 decisions Jan – June, 2022

Independent Medical Review (IMR) Update 2022

Case Decisions

Month	Total Issued	Average Age from Assigned Date (in days)	Average Age from Complete Medical Records (in days)
January	11,009	31	12
February	9,555	27	11
March	10,259	26	10
April	10,655	27	10
May	11,121	27	10
June	10,260	28	11

QME Numbers

- 2020: 2,480
- 2021: 2,545
- 2022: 2,440

DWC Online Education – MTUS

- MTUS Course – 1826 completions over 3 years

Medical Treatment Utilization Schedule (MTUS)



This online 90-minute course is open to the public and may also be useful for attorneys, claims administrators, and medical providers participating in the California workers' compensation system.


MTUS Training Module

<https://www.dir.ca.gov/dwc/OnlineEducationalModules/MTUS.htm>

DWC Online Education – QME

- QME Course – 309 completions over 9 months

Qualified Medical Evaluators (QME)



This online two-hour course is open to the public and may also be useful for attorneys, claims administrators, and medical providers participating in the California workers' compensation system.

QME Training Module
Including Important Guidance on Apportionment

DWC QME Online Course

- Apportionment Section



The screenshot shows a video player interface for a course. At the top, the header reads "California Division of Workers' Compensation (DWC)" with navigation links for "MENU", "RESOURCES", "SETTINGS", and a heart icon. Below the header, a purple bar indicates "SECTION 2" and the title "Section 2: The Concept of Apportionment and How to Apportion to Causation of Disability". The video frame shows a man with glasses and a dark suit speaking. The background includes a bookshelf and a flag. On the right side of the video frame, there are icons for a clock, a document, and a play button. At the bottom of the video player, there is a blue bar with the text "Select Next to continue.", a progress indicator showing "Page 25 of 79" and "100%", and navigation buttons for "BACK" and "NEXT".

<https://vimeo.com/695806624>