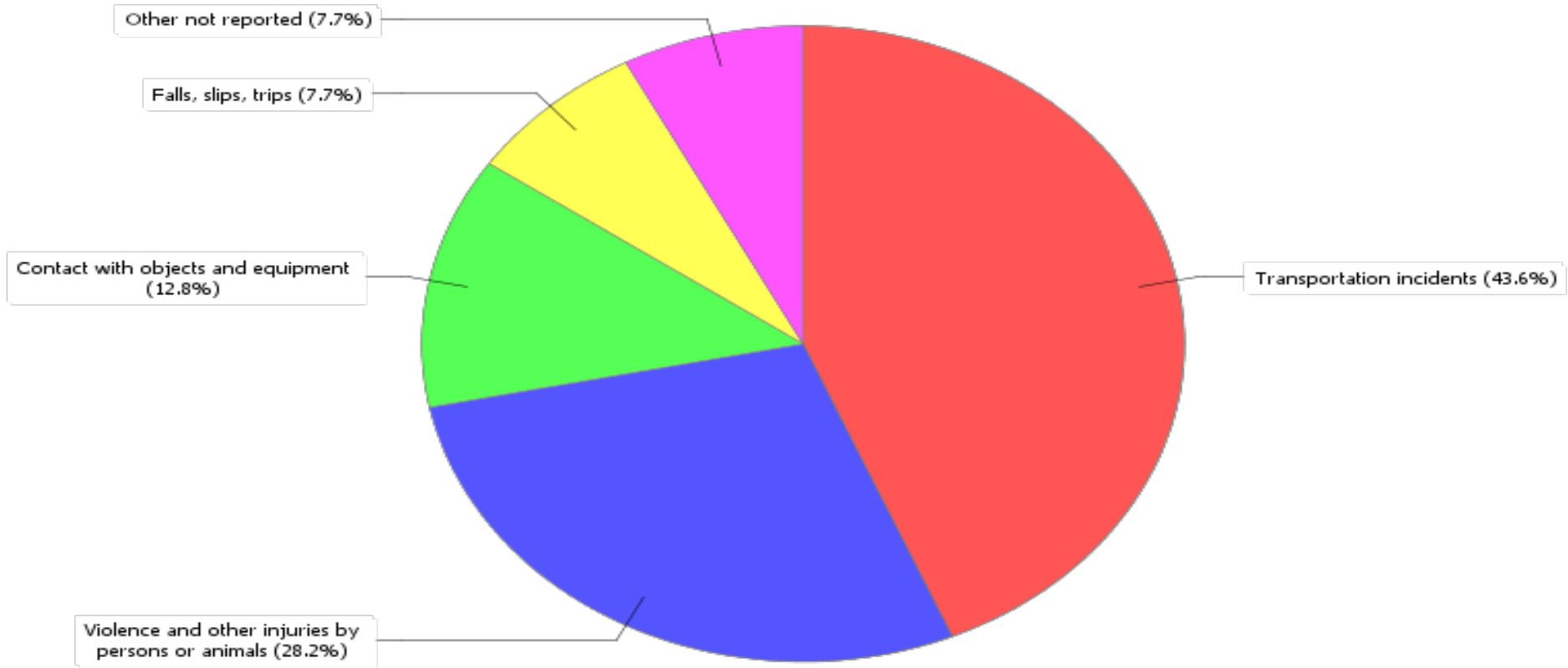


**Workplace fatal injuries by event or exposure, government, California, 2017 (39 total fatal injuries)**

Characteristics	Value
Fires and explosions	-
Exposure to harmful substances or environments	-
Transportation incidents	17
Violence and other injuries by persons or animals	11
Contact with objects and equipment	5
Falls, slips, trips	3
Other not reported	3

Workplace fatal injuries by event or exposure, government, California, 2017 (39 total fatal injuries)

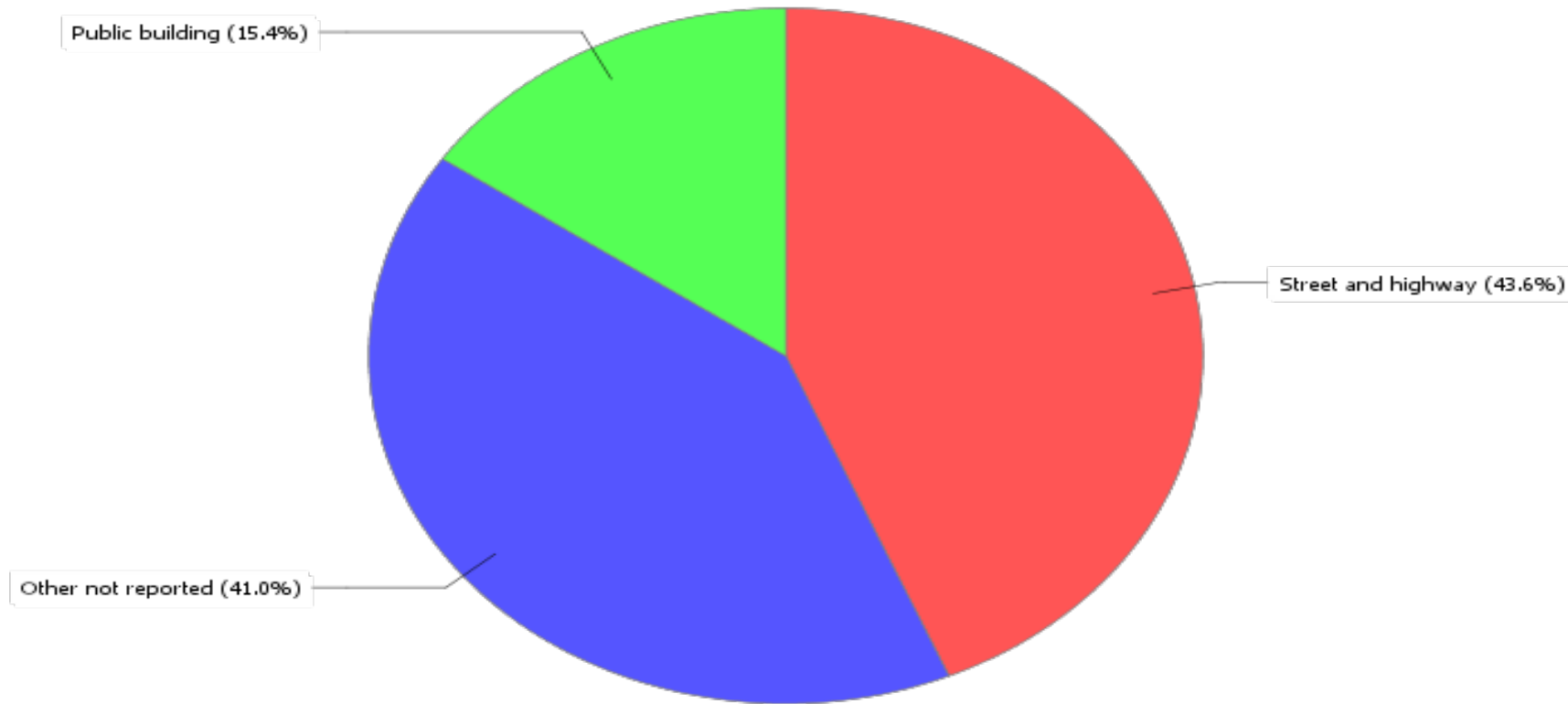


[SOURCE : U.S. Bureau of Labor Statistics, U.S. Department of Labor, 2018]

**Fatal work injuries by location, government, California, 2017 (39 total fatal injuries)**

Characteristics	Value
Home	-
Farm	-
Mine and quarry	-
Industrial place and premises	-
Place for recreation and sport	-
Residential institution	-
Street and highway	17
Other not reported	16
Public building	6

Fatal work injuries by location, government, California, 2017 (39 total fatal injuries)

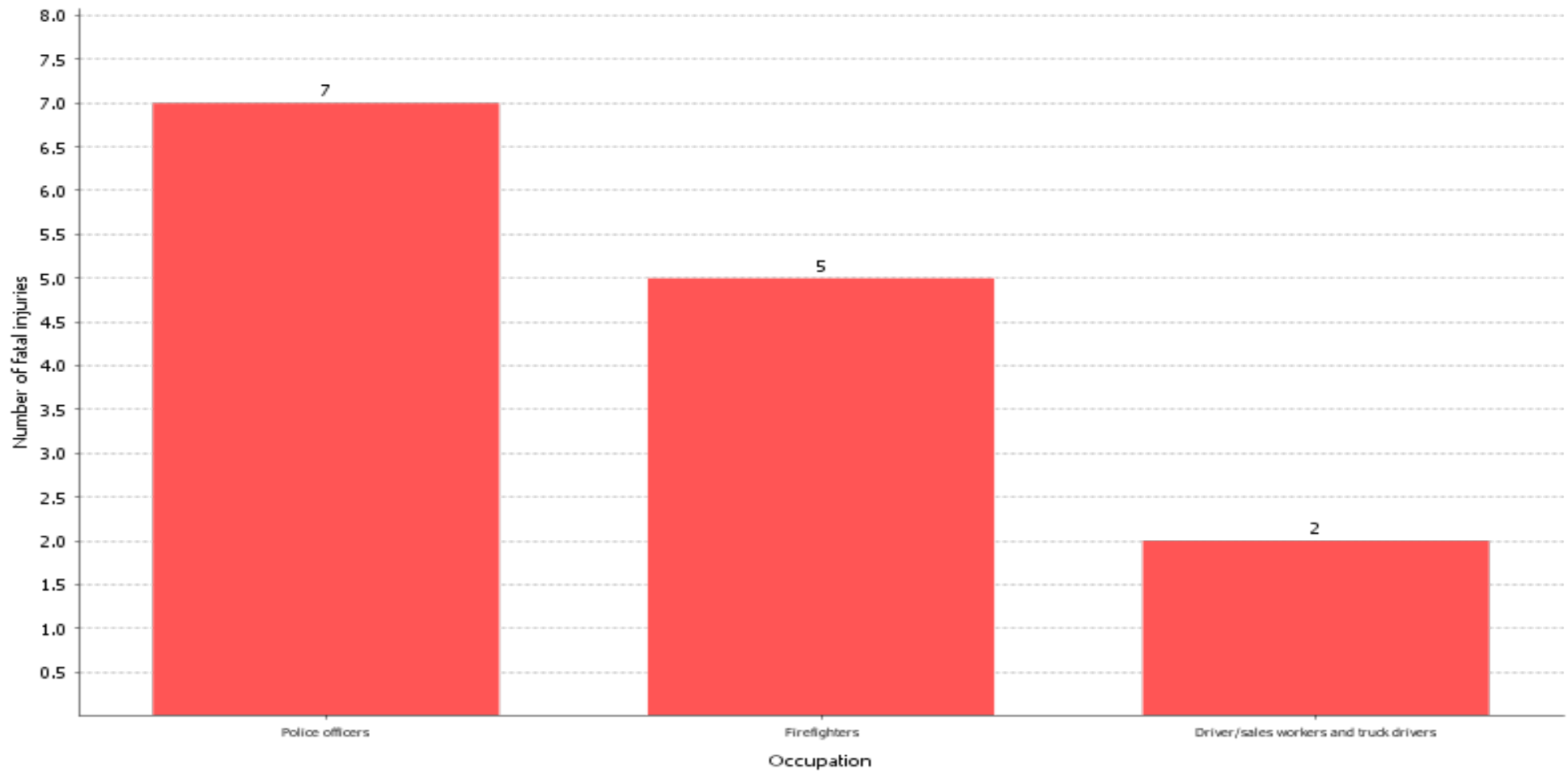


[SOURCE : U.S. Bureau of Labor Statistics, U.S. Department of Labor, 2018]

**Occupations with the largest number of worker fatal injuries, government, California, 2017 (39 total fatal injuries)**

Characteristics	Value
Police officers	7
Firefighters	5
Driver/sales workers and truck drivers	2

Occupations with the largest number of worker fatal injuries, government, California, 2017 (39 total fatal injuries)



[SOURCE : U.S. Bureau of Labor Statistics, U.S. Department of Labor, 2018]

**Fatal occupational injuries in the mining industry, government, California, 2017 (-- total fatal injuries)**

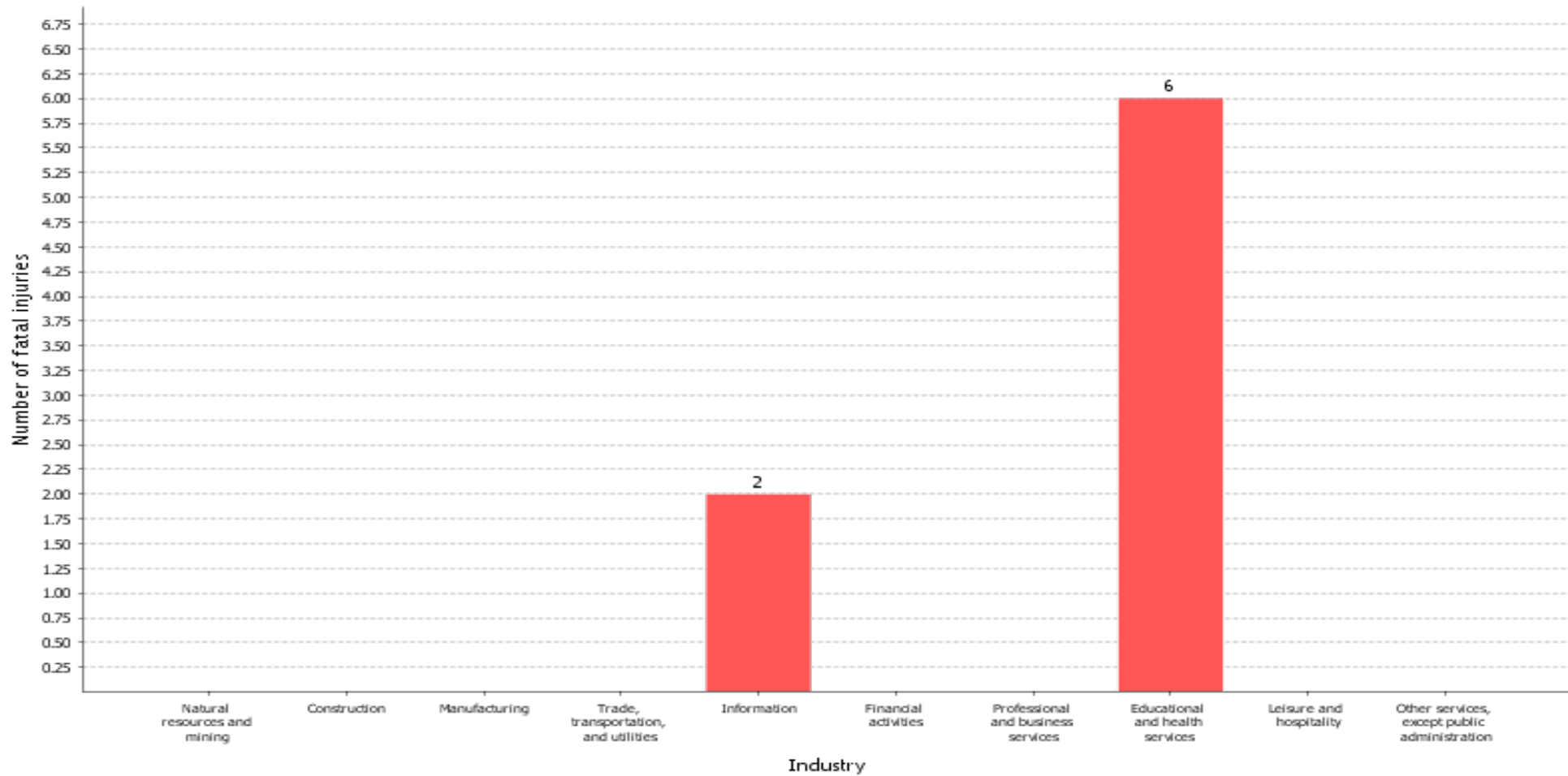
Characteristics	Value
Oil and gas extraction	-
Coal mining	-
Metal ore mining	-
Nonmetallic mineral mining and quarrying	-
Drilling oil and gas wells	-
Support activities for oil and gas operations	-
Other	-

**Fatal work injuries in selected industries, government, California, 2017 (39 total fatal injuries)**

Characteristics	Value
Natural resources and mining	-
Construction	-
Manufacturing	-
Trade, transportation, and utilities	-
Information	2
Financial activities	-
Professional and business services	-
Educational and health services	6
Leisure and hospitality	-
Other services, except public administration	-



Fatal work injuries in selected industries, government, California, 2017 (39 total fatal injuries)



[SOURCE : U.S. Bureau of Labor Statistics, U.S. Department of Labor, 2018]