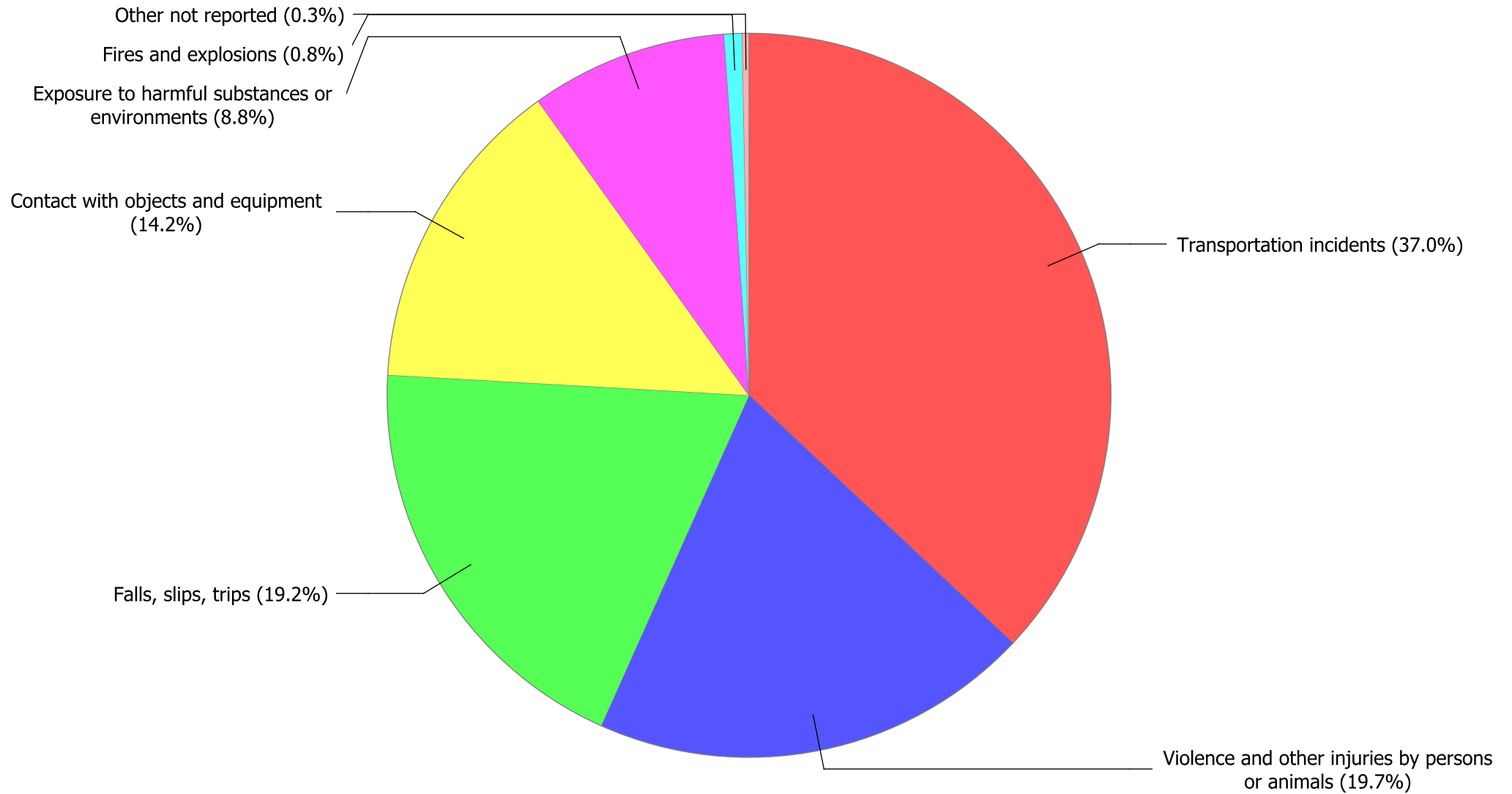


Workplace fatal injuries by event or exposure, private industry, California, 2018 (365 total fatal injuries)

Characteristics	Value
Transportation incidents	135
Violence and other injuries by persons or animals	72
Falls, slips, trips	70
Contact with objects and equipment	52
Exposure to harmful substances or environments	32
Fires and explosions	3
Other not reported	1

Workplace fatal injuries by event or exposure, private industry, California, 2018 (365 total fatal injuries)

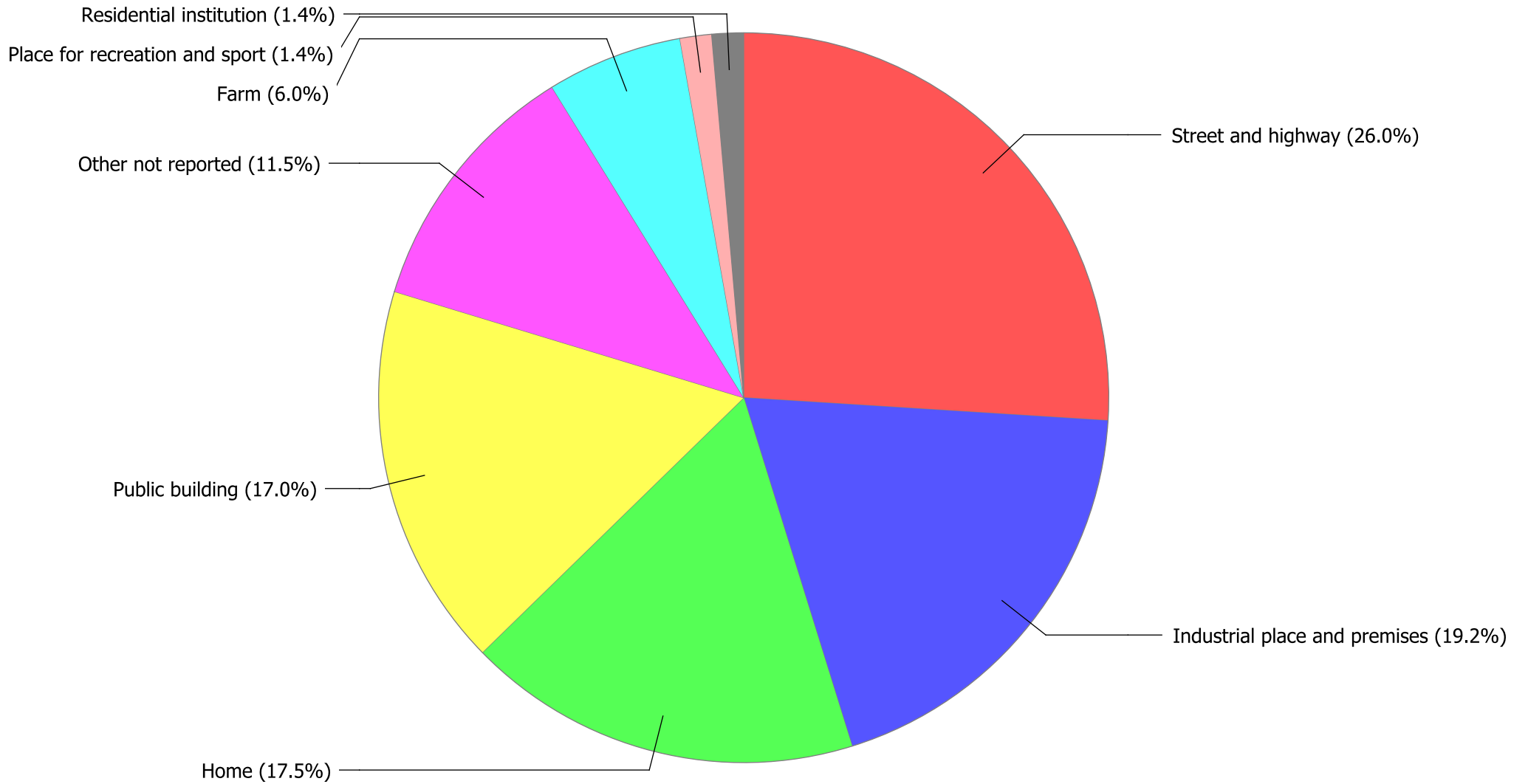


[SOURCE : U.S. Bureau of Labor Statistics, U.S. Department of Labor, 2019]

Fatal work injuries by location, private industry, California, 2018 (365 total fatal injuries)

Characteristics	Value
Mine and quarry	-
Street and highway	95
Industrial place and premises	70
Home	64
Public building	62
Other not reported	42
Farm	22
Place for recreation and sport	5
Residential institution	5

Fatal work injuries by location, private industry, California, 2018 (365 total fatal injuries)

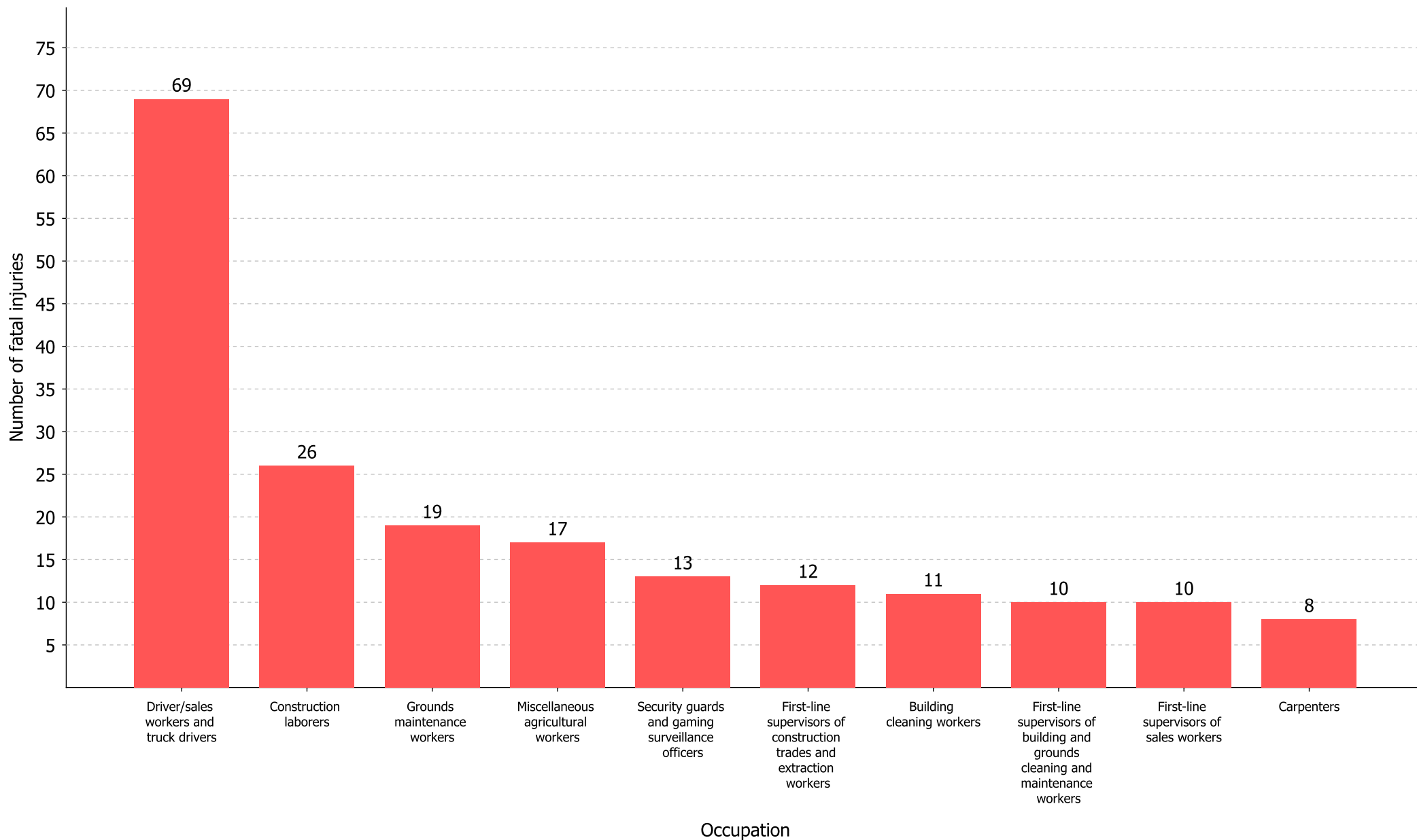


[SOURCE : U.S. Bureau of Labor Statistics, U.S. Department of Labor, 2019]

Occupations with the largest number of worker fatal injuries, private industry, California, 2018 (365 total fatal injuries)

Characteristics	Value
Driver/sales workers and truck drivers	69
Construction laborers	26
Grounds maintenance workers	19
Miscellaneous agricultural workers	17
Security guards and gaming surveillance officers	13
First-line supervisors of construction trades and extraction workers	12
Building cleaning workers	11
First-line supervisors of building and grounds cleaning and maintenance workers	10
First-line supervisors of sales workers	10
Carpenters	8

Occupations with the largest number of worker fatal injuries, private industry, California, 2018 (365 total fatal injuries)



[SOURCE : U.S. Bureau of Labor Statistics, U.S. Department of Labor, 2019]

Fatal occupational injuries in the mining industry, private industry, California, 2018 (-- total fatal injuries)

Characteristics	Value
Oil and gas extraction	-
Coal mining	-
Metal ore mining	-
Nonmetallic mineral mining and quarrying	-
Drilling oil and gas wells	-
Support activities for oil and gas operations	-
Other	-

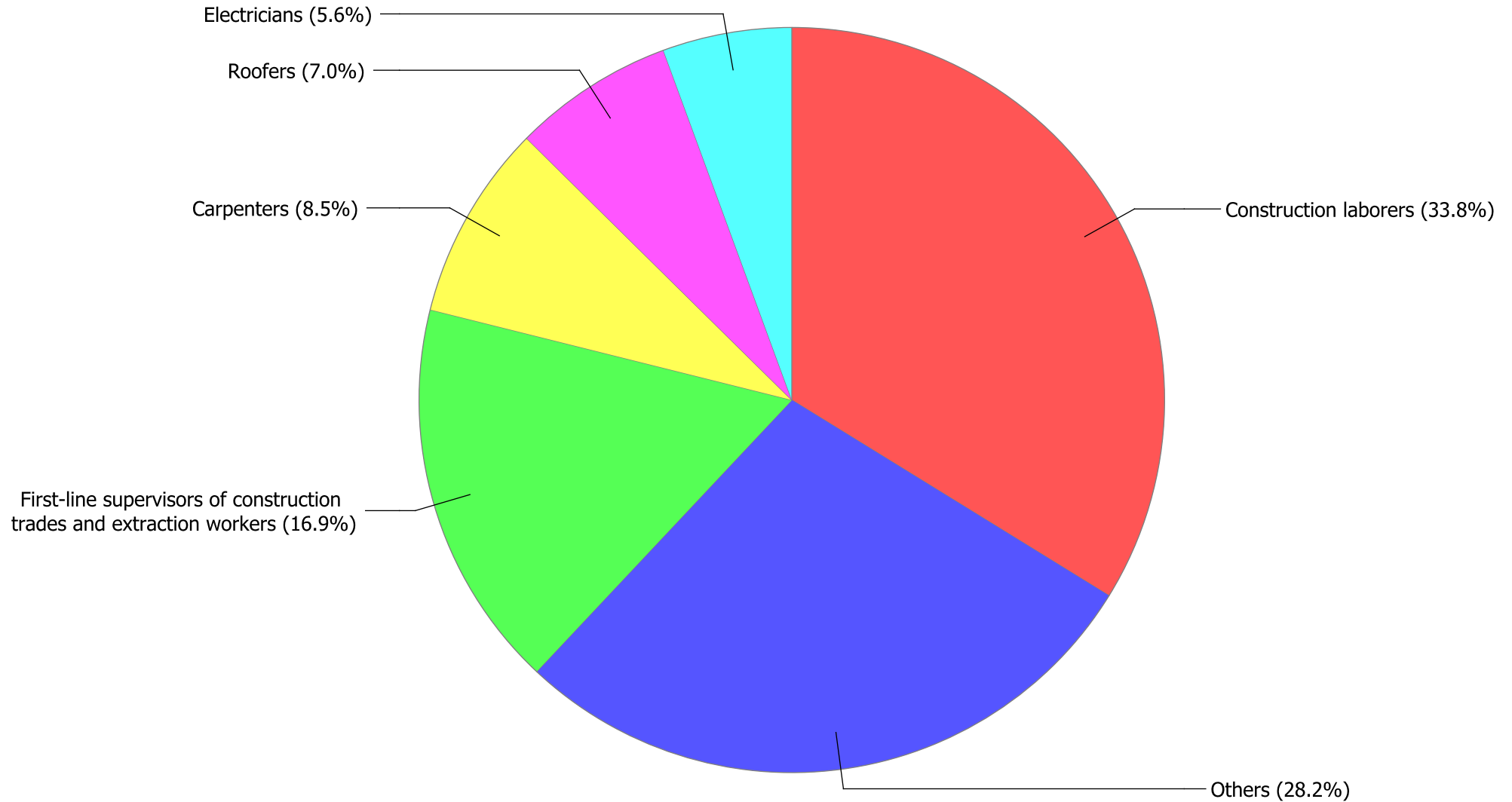
Fatal occupational injuries in the mining industry, private industry, California, 2018 (-- total fatal injuries)

[SOURCE : U.S. Bureau of Labor Statistics, U.S. Department of Labor, 2019]

Occupations in the construction industry with the highest number of fatal injuries, private industry, California, 2018 (71 total fatal injuries)

Characteristics	Value
Construction laborers	24
Others	20
First-line supervisors of construction trades and extraction workers	12
Carpenters	6
Roofers	5
Electricians	4

Occupations in the construction industry with the highest number of fatal injuries, private industry, California, 2018 (71 total fatal injuries)

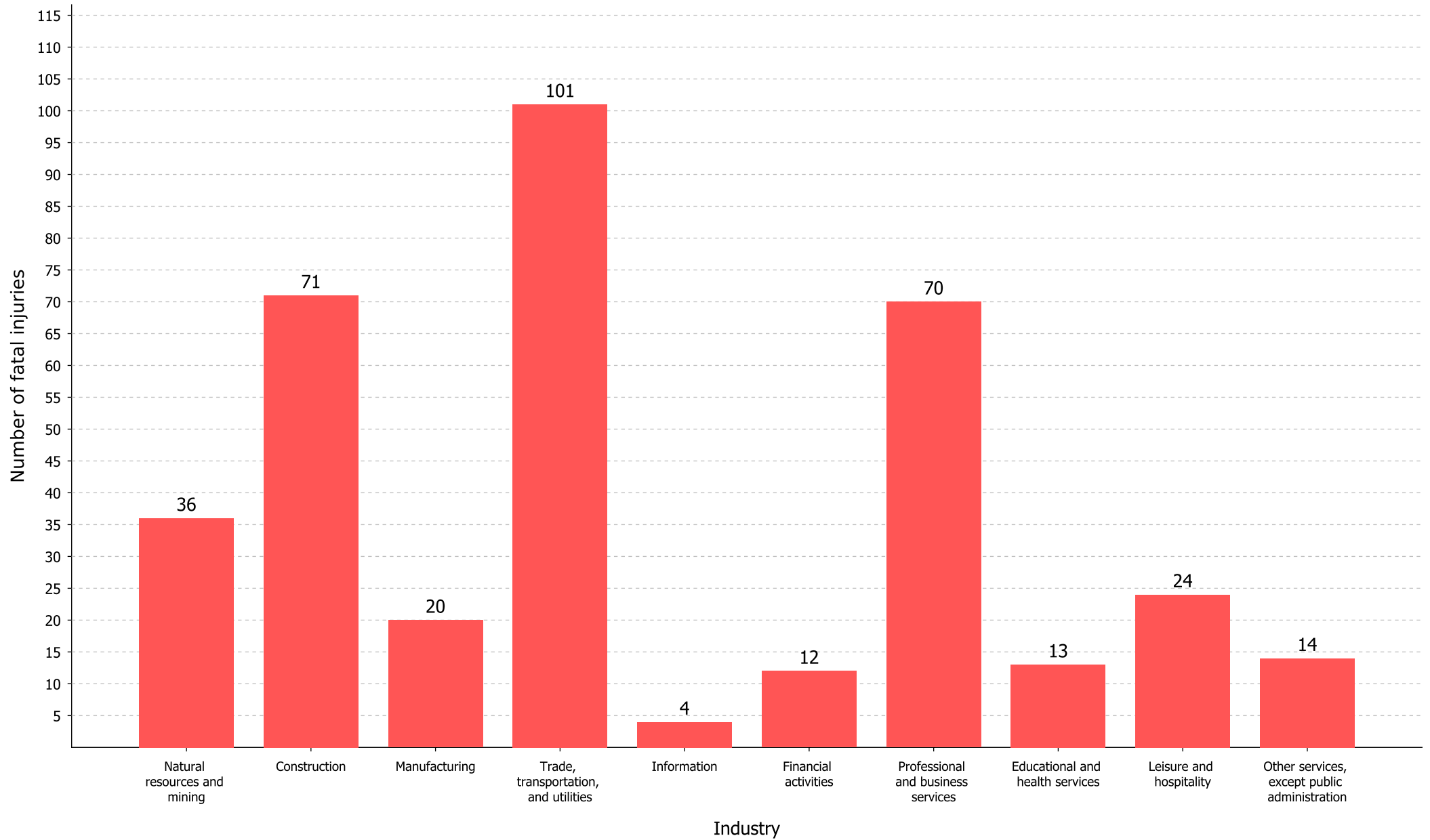


[SOURCE : U.S. Bureau of Labor Statistics, U.S. Department of Labor, 2019]

Fatal work injuries in selected industries, private industry, California, 2018 (365 total fatal injuries)

Characteristics	Value
Natural resources and mining	36
Construction	71
Manufacturing	20
Trade, transportation, and utilities	101
Information	4
Financial activities	12
Professional and business services	70
Educational and health services	13
Leisure and hospitality	24
Other services, except public administration	14

Fatal work injuries in selected industries, private industry, California, 2018 (365 total fatal injuries)



[SOURCE : U.S. Bureau of Labor Statistics, U.S. Department of Labor, 2019]