

Division of Apprenticeship Standards

Update on the Equal Representation in Construction Apprenticeship Grant

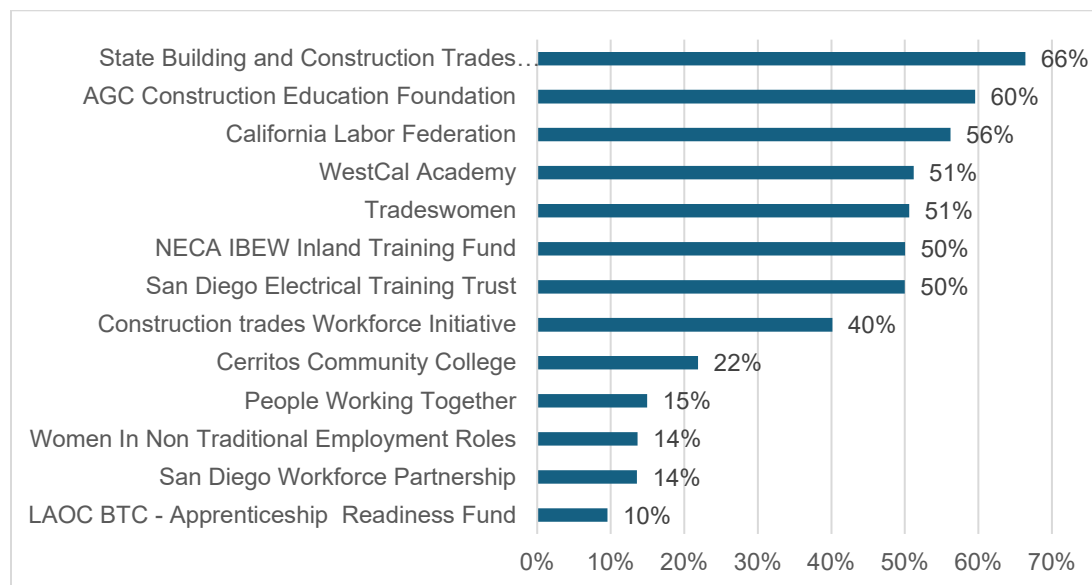
PY 2023-2025

Data based on reporting through May 30, 2024

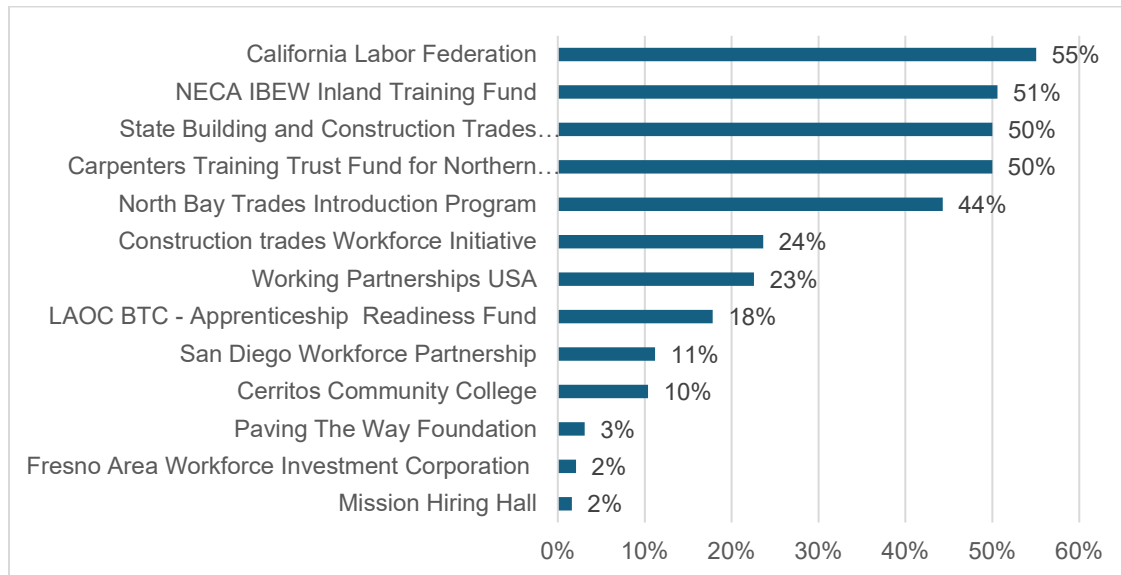
The Equal Representation in Construction Apprenticeship (ERiCA) Grant announced 19 recipients of the ERiCA Funding in March 2023, and all Grantees contracts commenced by Q3 2023 with a performance period through June 30, 2025. Midway through the grant there was an annual review of all grantees in which grantees reported progress towards stated outcomes, participants served and utilization of the funding to date. The structure of the grant was 50% of the funding after the first performance period, followed by 50% of the funding after passing the Annual Review. The following is a report out regarding the status of the grant performance and insights regarding participants served and utilization of the funding.

There are 2 categories of the grant; Supportive Resources for Childcare and Outreach and Community Building. The following is a report of the % of funding utilized by the grantee as of May 30, 2024:

Outreach and Community Building Funding Utilization

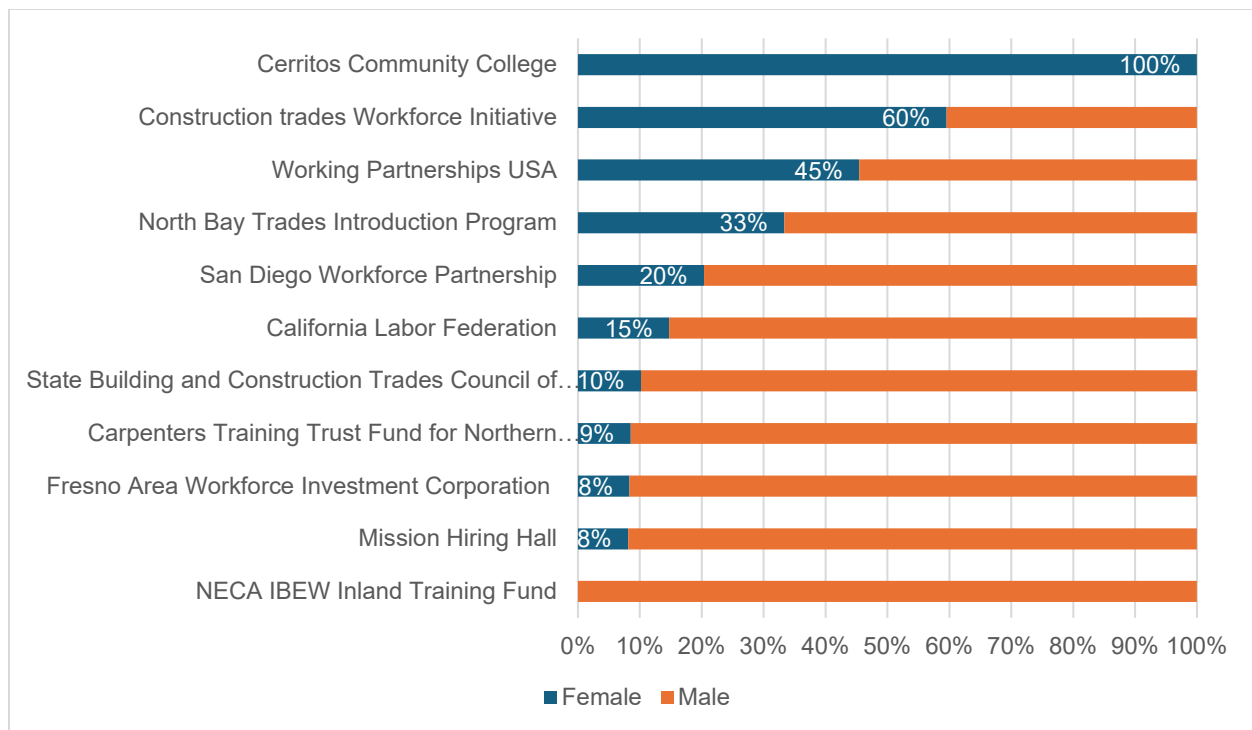


Supportive Resources for Childcare Funding Utilization:



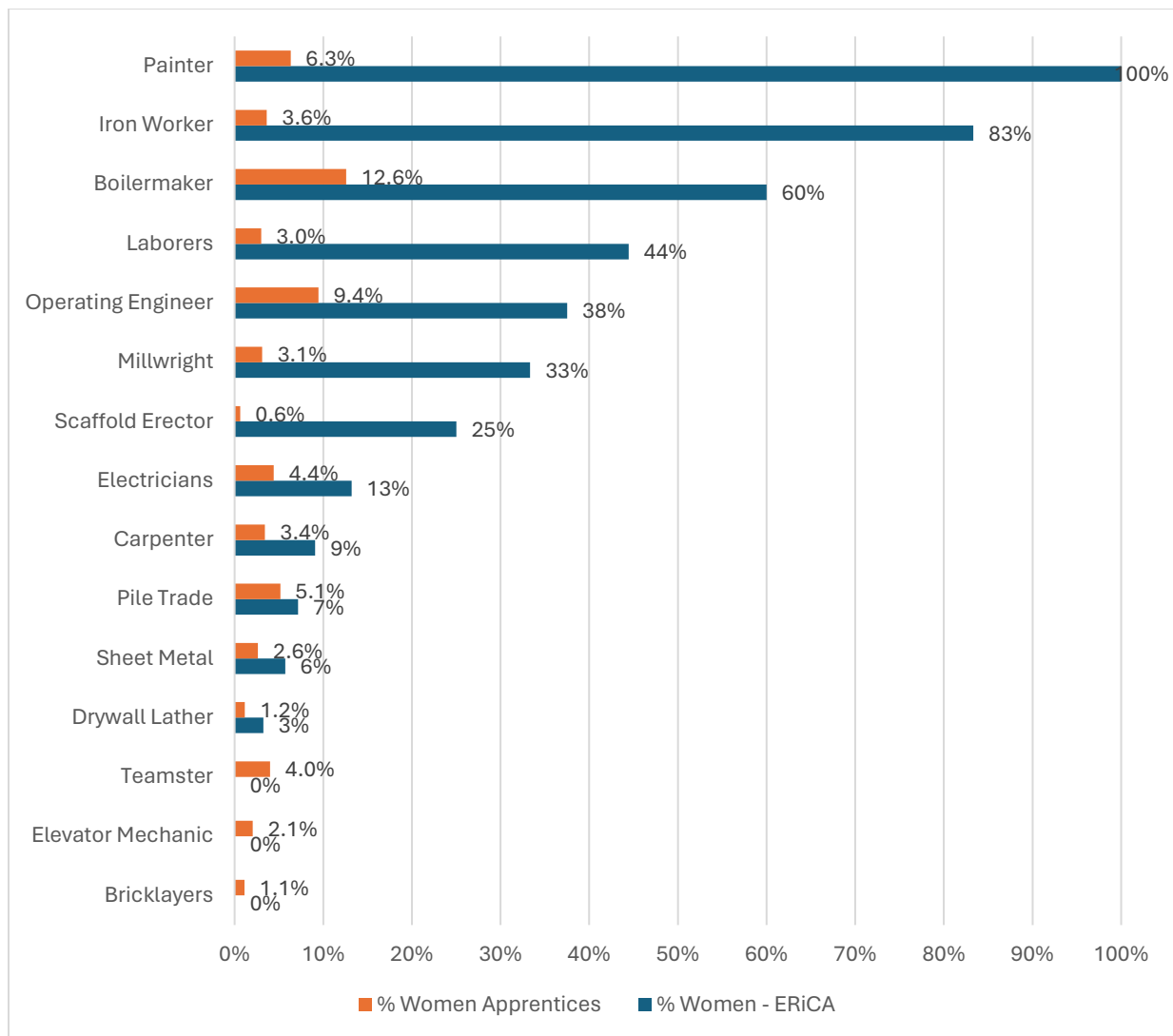
Those grantees that did not demonstrate that they used at least 50% of the funds did not pass the annual review. Those that did not pass will have a chance in the next reporting period, which will close on October 31, 2024, to demonstrate utilizing at least 50% of the funds.

All Supportive Resources for Childcare Grantees are required to report participants served with those resources and certain demographic information regarding those participants, including gender. Overall **754 participants** have been reported as receiving supportive resources for childcare, and of those **121 are women, which is 15% of the participants**. The following is the % of women reported as receiving supportive resources for childcare per grantee:



While 15% may not seem like a large percentage, of all building trades apprentices in CA, only 3.7% are women. Therefore in the performance of this grant, the % of women served is 4 times better than the overall representation of women in building trades apprenticeships.

Also included in the participant reporting for the supportive resources for childcare is the occupation of the participants. The following is an analysis of the trades represented in the participants served with supportive resources for childcare and a comparison of the % women apprentices in that trade compared to the % of women in that trade funded by ERiCA.



For 12 of the 15 occupations represented by the ERiCA funded participants, the % of women in that trade funded by ERiCA is higher than the overall representation of women in apprenticeships in that trade. This is the trend that we want to see in this investment, that the ERiCA Grant is inviting a higher % of women into that trade and slowly over time, hopefully improving gender representation in the building trades.