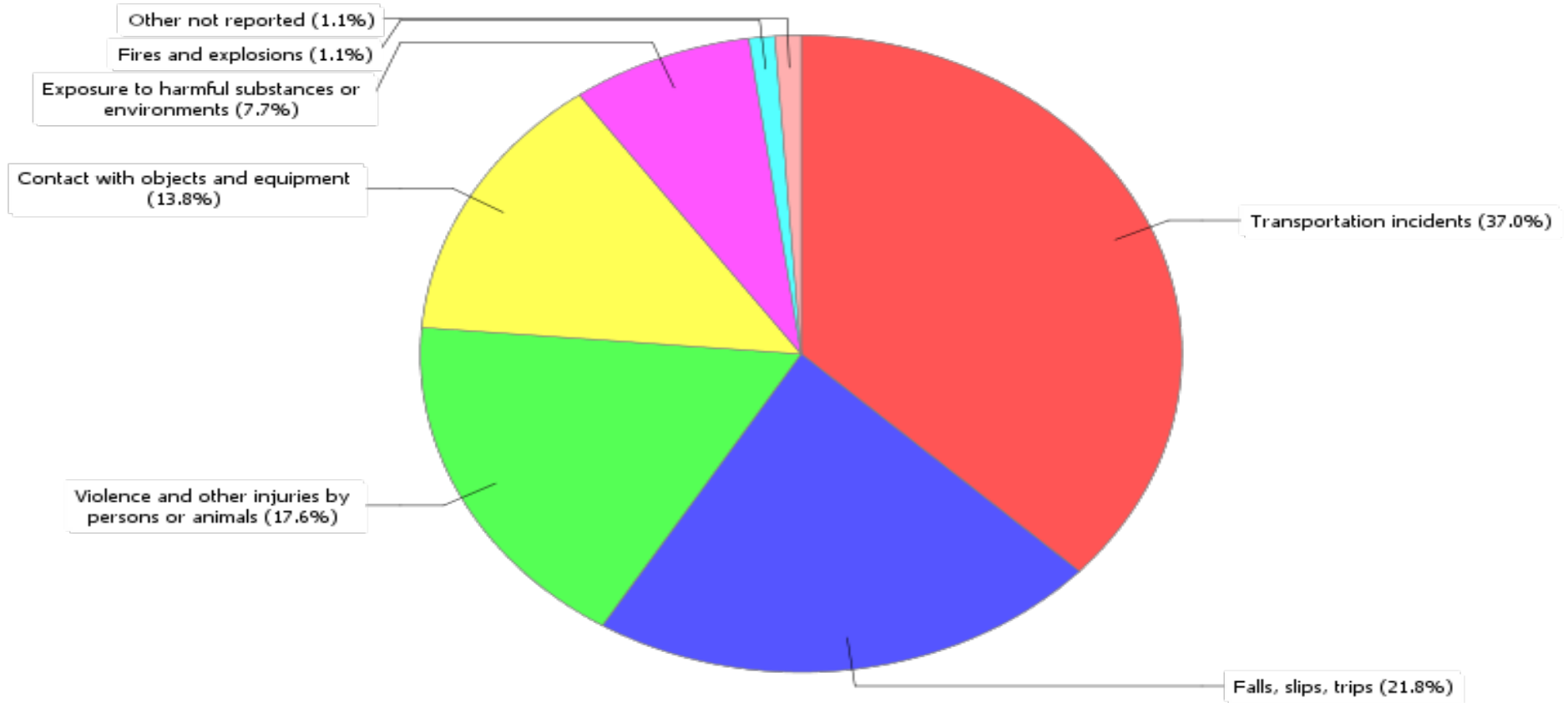


Workplace fatal injuries by event or exposure, all ownerships, California, 2017 (376 total fatal injuries)

| Characteristics | Value |
|---|-------|
| Transportation incidents | 139 |
| Falls, slips, trips | 82 |
| Violence and other injuries by persons or animals | 66 |
| Contact with objects and equipment | 52 |
| Exposure to harmful substances or environments | 29 |
| Fires and explosions | 4 |
| Other not reported | 4 |

Workplace fatal injuries by event or exposure, all ownerships, California, 2017 (376 total fatal injuries)

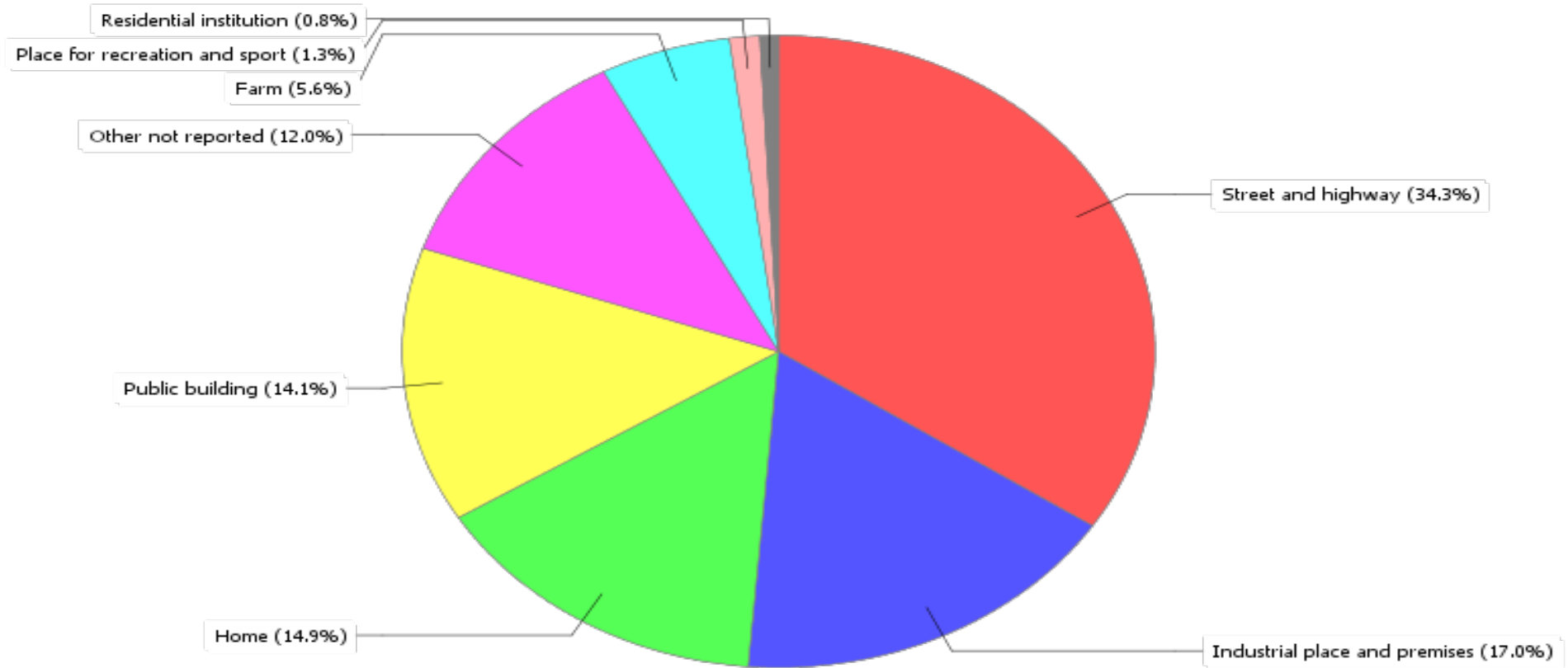


[SOURCE : U.S. Bureau of Labor Statistics, U.S. Department of Labor, 2018]

Fatal work injuries by location, all ownerships, California, 2017 (376 total fatal injuries)

| Characteristics | Value |
|--------------------------------|-------|
| Mine and quarry | - |
| Street and highway | 129 |
| Industrial place and premises | 64 |
| Home | 56 |
| Public building | 53 |
| Other not reported | 45 |
| Farm | 21 |
| Place for recreation and sport | 5 |
| Residential institution | 3 |

Fatal work injuries by location, all ownerships, California, 2017 (376 total fatal injuries)

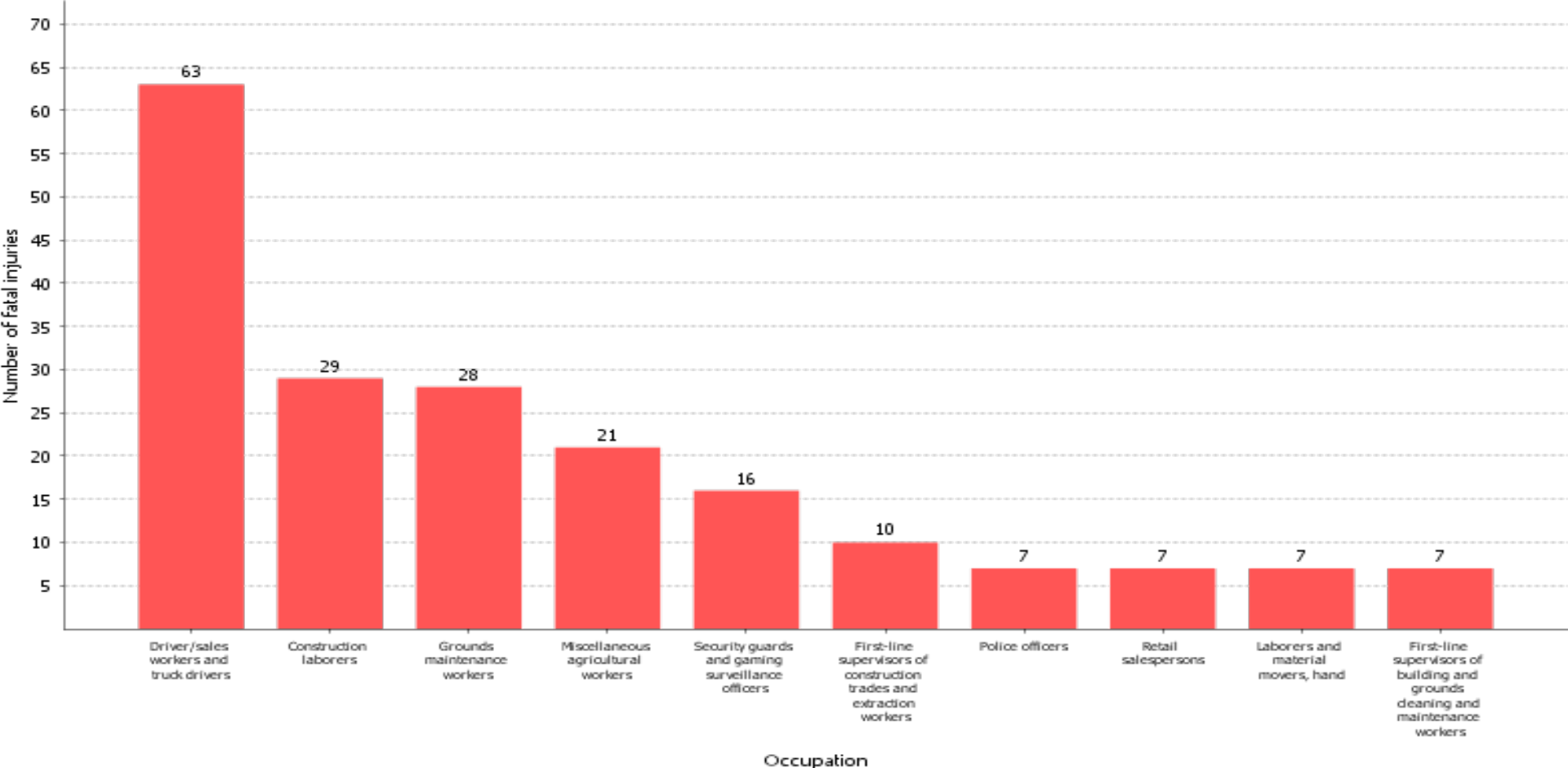


[SOURCE : U.S. Bureau of Labor Statistics, U.S. Department of Labor, 2018]

Occupations with the largest number of worker fatal injuries, all ownerships, California, 2017 (376 total fatal injuries)

| Characteristics | Value |
|---|-------|
| Driver/sales workers and truck drivers | 63 |
| Construction laborers | 29 |
| Grounds maintenance workers | 28 |
| Miscellaneous agricultural workers | 21 |
| Security guards and gaming surveillance officers | 16 |
| First-line supervisors of construction trades and extraction workers | 10 |
| Police officers | 7 |
| Retail salespersons | 7 |
| Laborers and material movers, hand | 7 |
| First-line supervisors of building and grounds cleaning and maintenance workers | 7 |

Occupations with the largest number of worker fatal injuries, all ownerships, California, 2017 (376 total fatal injuries)



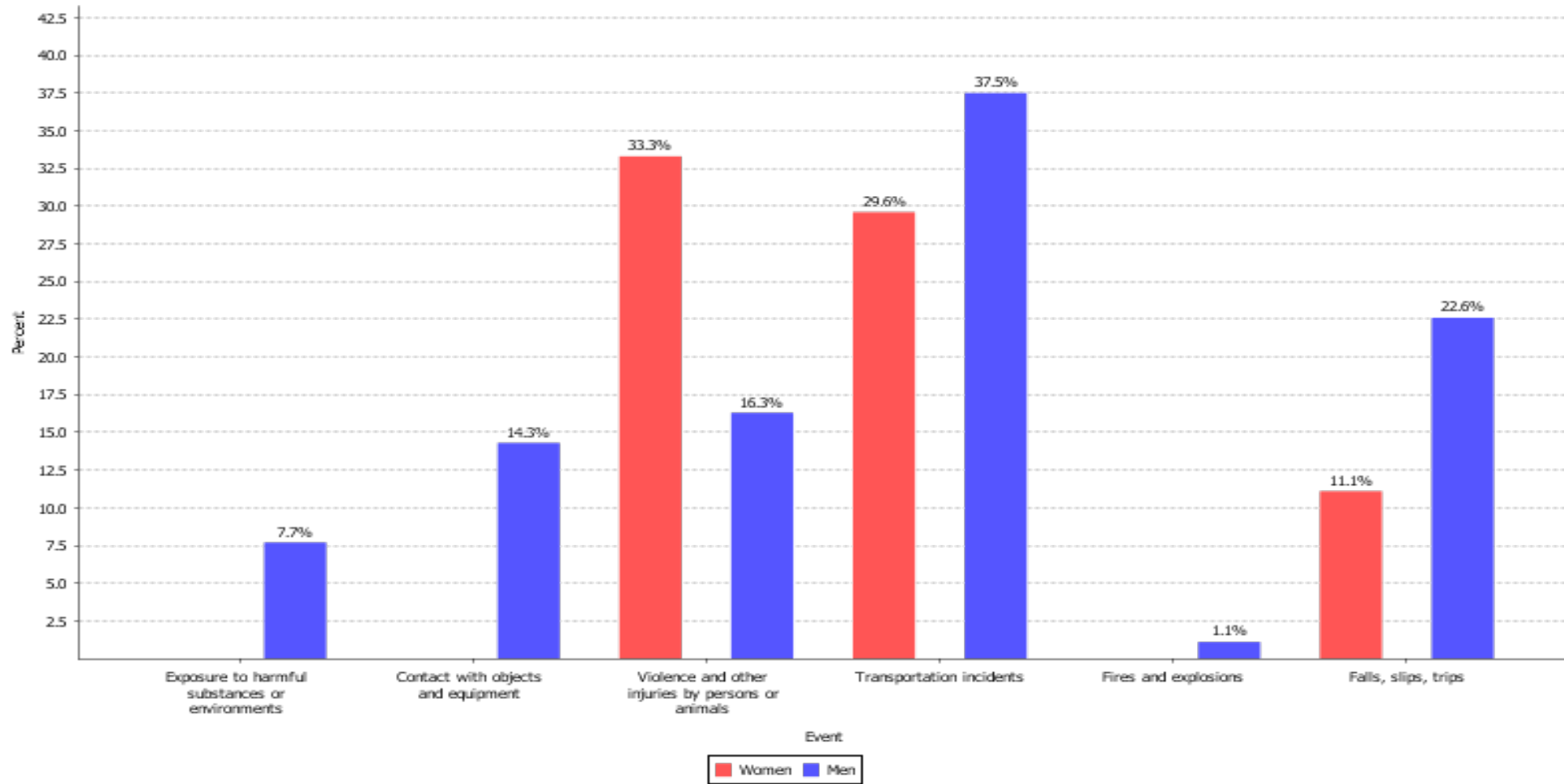
[SOURCE : U.S. Bureau of Labor Statistics, U.S. Department of Labor, 2018]

Fatal work injuries varied between men and women, all ownerships, California, 2017 (349 men, 27 women)

| Characteristics | Men | Women |
|---|-----|-------|
| Exposure to harmful substances or environments | 27 | - |
| Contact with objects and equipment | 50 | - |
| Violence and other injuries by persons or animals | 57 | 9 |
| Transportation incidents | 131 | 8 |
| Fires and explosions | 4 | - |
| Falls, slips, trips | 79 | 3 |

Fatal work injuries varied between men and women, all ownerships, California, 2017 (349 men, 27 women)

[SOURCE : U.S. Bureau of Labor Statistics, U.S. Department of Labor, 2018]



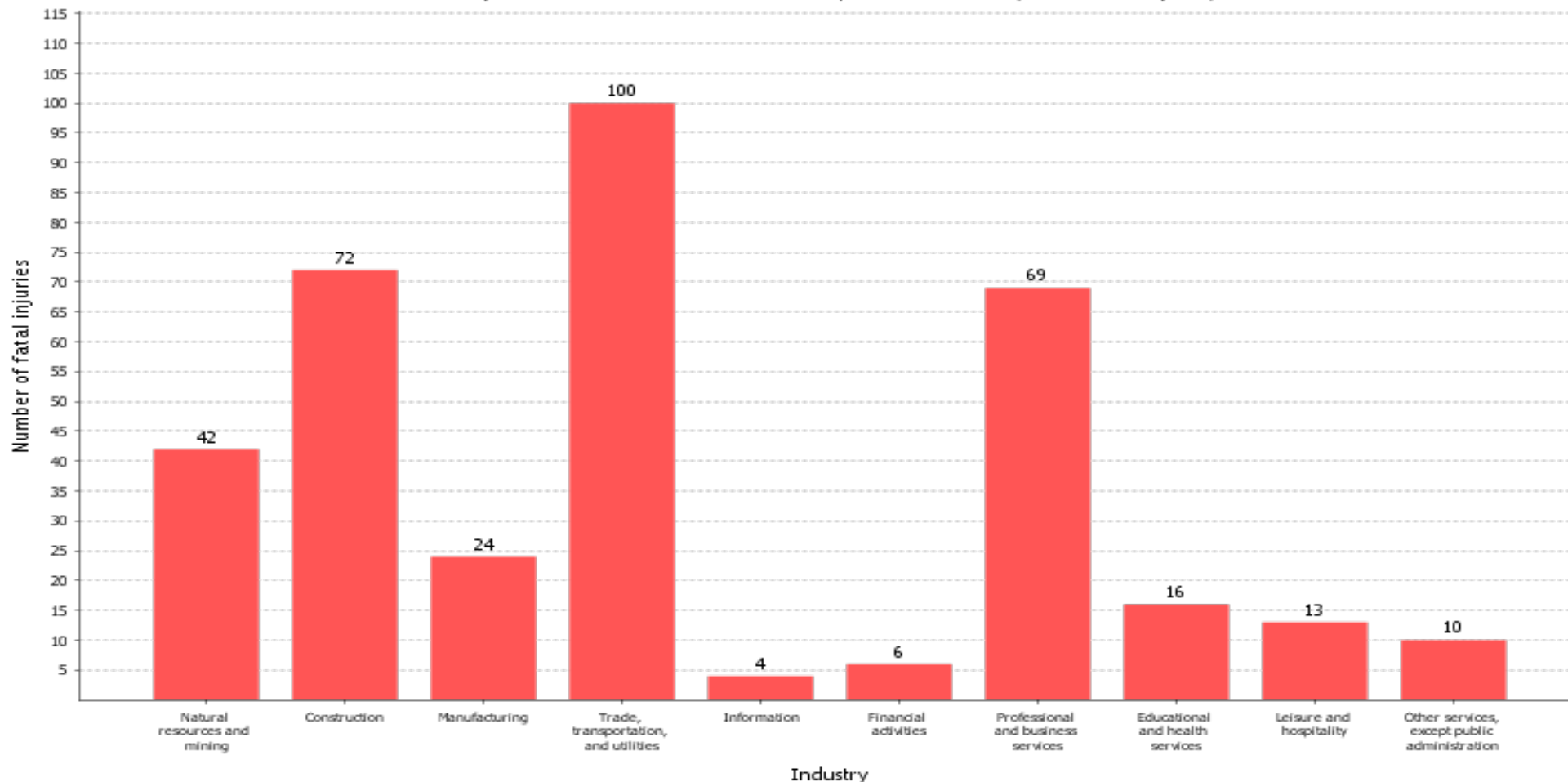
Fatal occupational injuries in the mining industry, all ownerships, California, 2017 (-- total fatal injuries)

| Characteristics | Value |
|---|-------|
| Oil and gas extraction | - |
| Coal mining | - |
| Metal ore mining | - |
| Nonmetallic mineral mining and quarrying | - |
| Drilling oil and gas wells | - |
| Support activities for oil and gas operations | - |
| Other | - |

Fatal work injuries in selected industries, all ownerships, California, 2017 (376 total fatal injuries)

| Characteristics | Value |
|--|-------|
| Natural resources and mining | 42 |
| Construction | 72 |
| Manufacturing | 24 |
| Trade, transportation, and utilities | 100 |
| Information | 4 |
| Financial activities | 6 |
| Professional and business services | 69 |
| Educational and health services | 16 |
| Leisure and hospitality | 13 |
| Other services, except public administration | 10 |

Fatal work injuries in selected industries, all ownerships, California, 2017 (376 total fatal injuries)



[SOURCE : U.S. Bureau of Labor Statistics, U.S. Department of Labor, 2018]