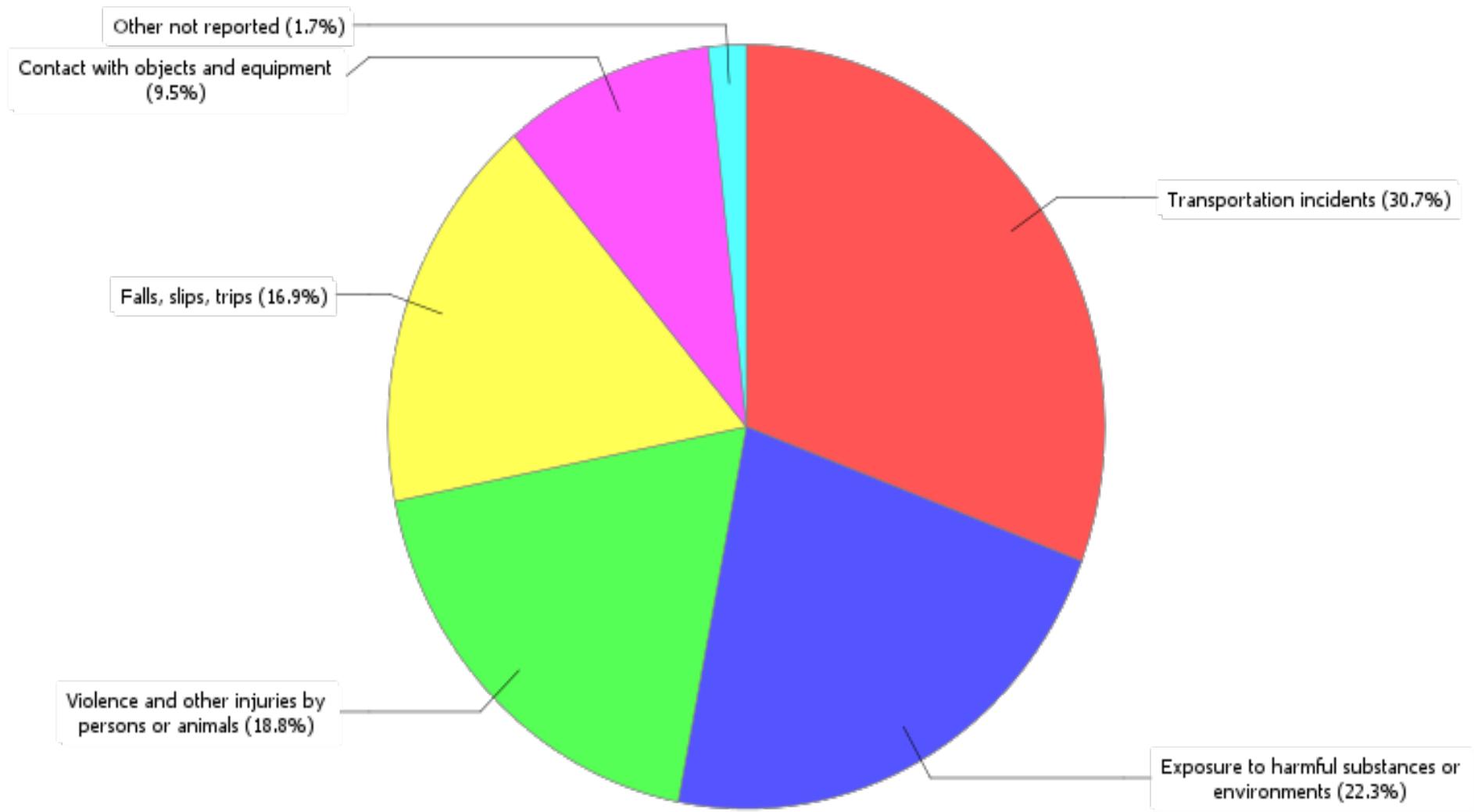


Workplace fatal injuries by event or exposure, all ownerships, California, 2021 (462 total fatal injuries)

Characteristics	Value
Fires and explosions	-
Transportation incidents	142
Exposure to harmful substances or environments	103
Violence and other injuries by persons or animals	87
Falls, slips, trips	78
Contact with objects and equipment	44
Other not reported	8

Workplace fatal injuries by event or exposure, all ownerships, California, 2021 (462 total fatal injuries)

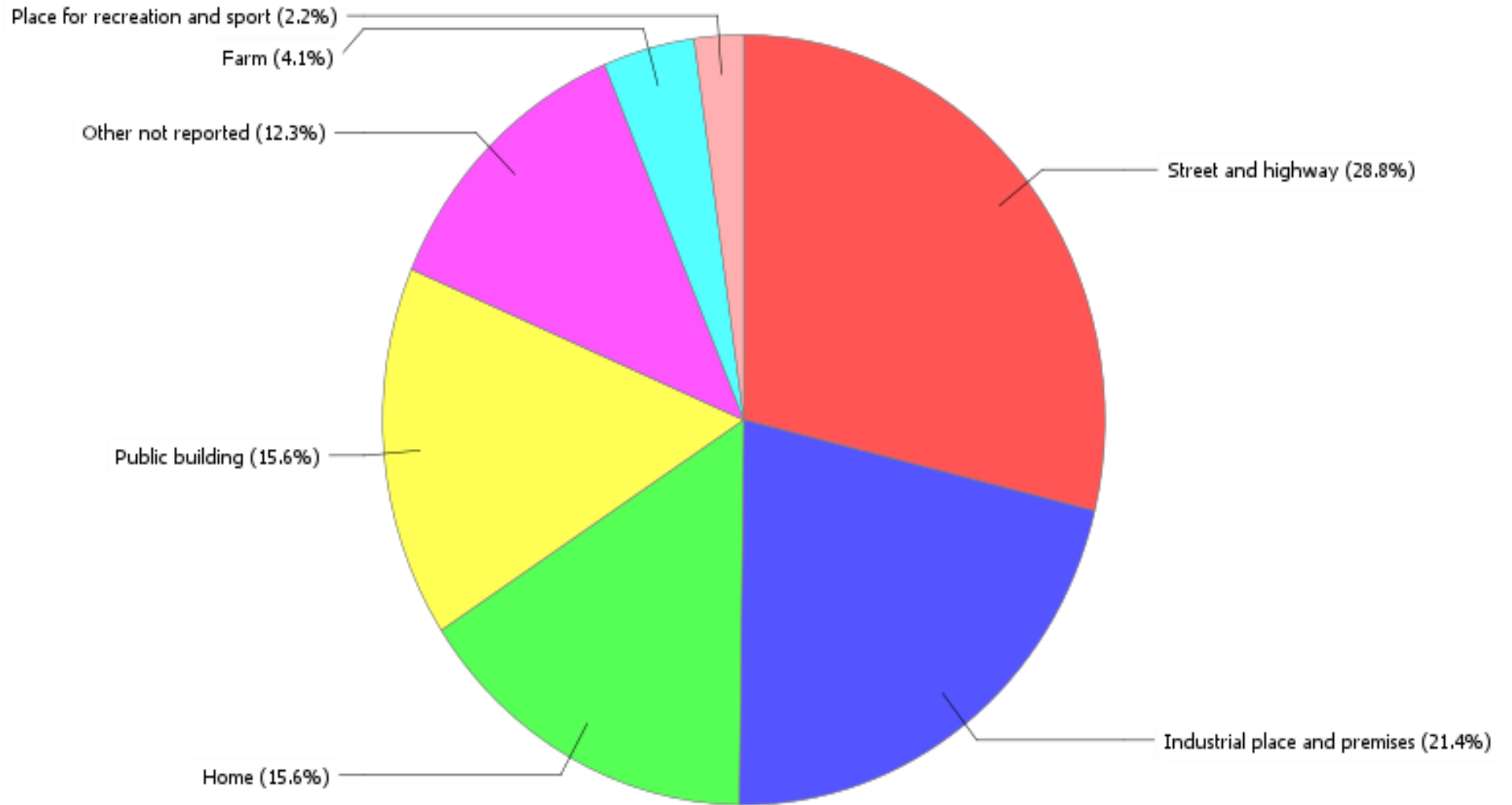


[SOURCE : U.S. Bureau of Labor Statistics, U.S. Department of Labor, 2022]

Fatal work injuries by location, all ownerships, California, 2021 (462 total fatal injuries)

Characteristics	Value
Mine and quarry	-
Residential institution	-
Street and highway	133
Industrial place and premises	99
Home	72
Public building	72
Other not reported	57
Farm	19
Place for recreation and sport	10

Fatal work injuries by location, all ownerships, California, 2021 (462 total fatal injuries)

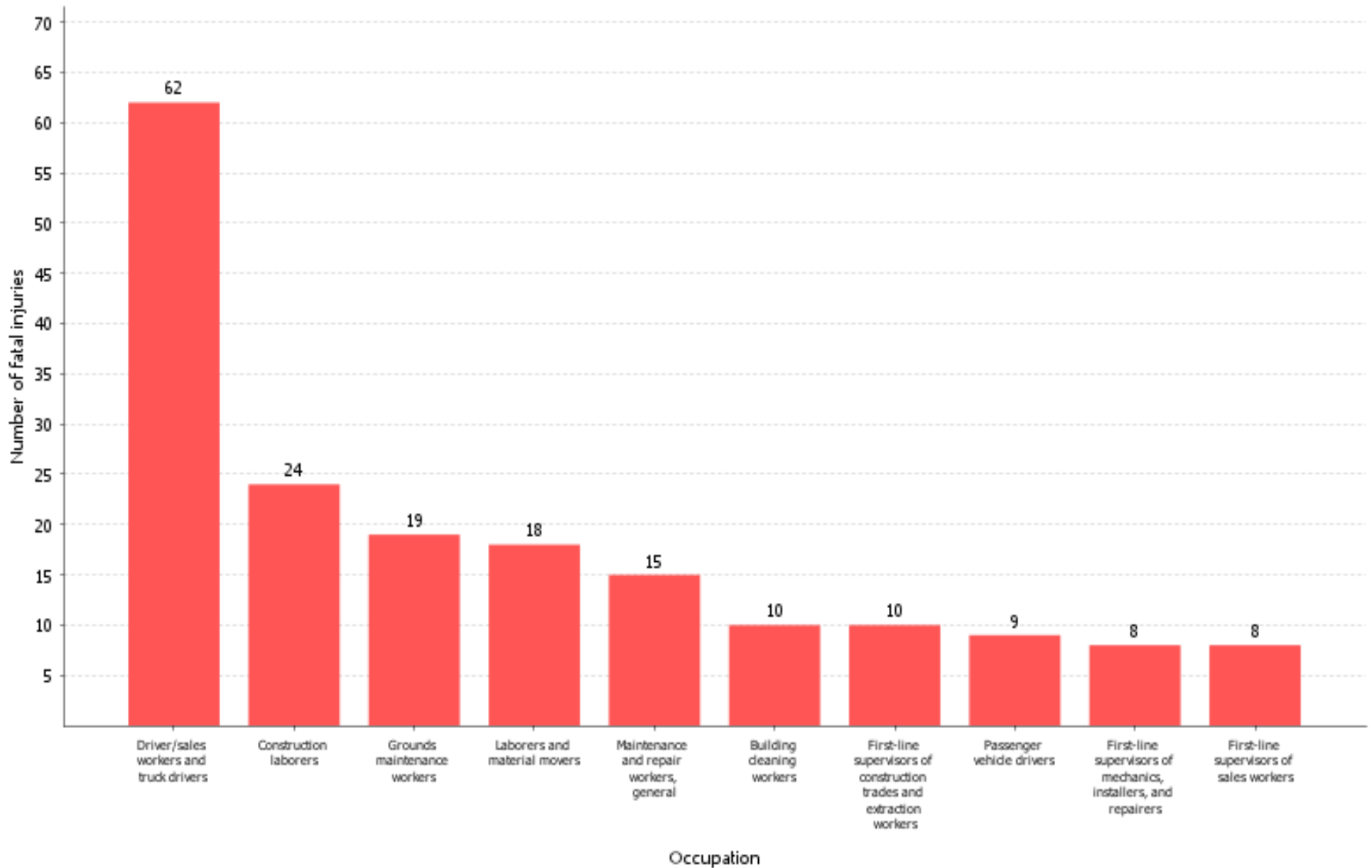


[SOURCE : U.S. Bureau of Labor Statistics, U.S. Department of Labor, 2022]

Occupations with the largest number of worker fatal injuries, all ownerships, California, 2021 (462 total fatal injuries)

Characteristics	Value
Driver/sales workers and truck drivers	62
Construction laborers	24
Grounds maintenance workers	19
Laborers and material movers	18
Maintenance and repair workers, general	15
Building cleaning workers	10
First-line supervisors of construction trades and extraction workers	10
Passenger vehicle drivers	9
First-line supervisors of mechanics, installers, and repairers	8
First-line supervisors of sales workers	8

Occupations with the largest number of worker fatal injuries, all ownerships, California, 2021 (462 total fatal injuries)



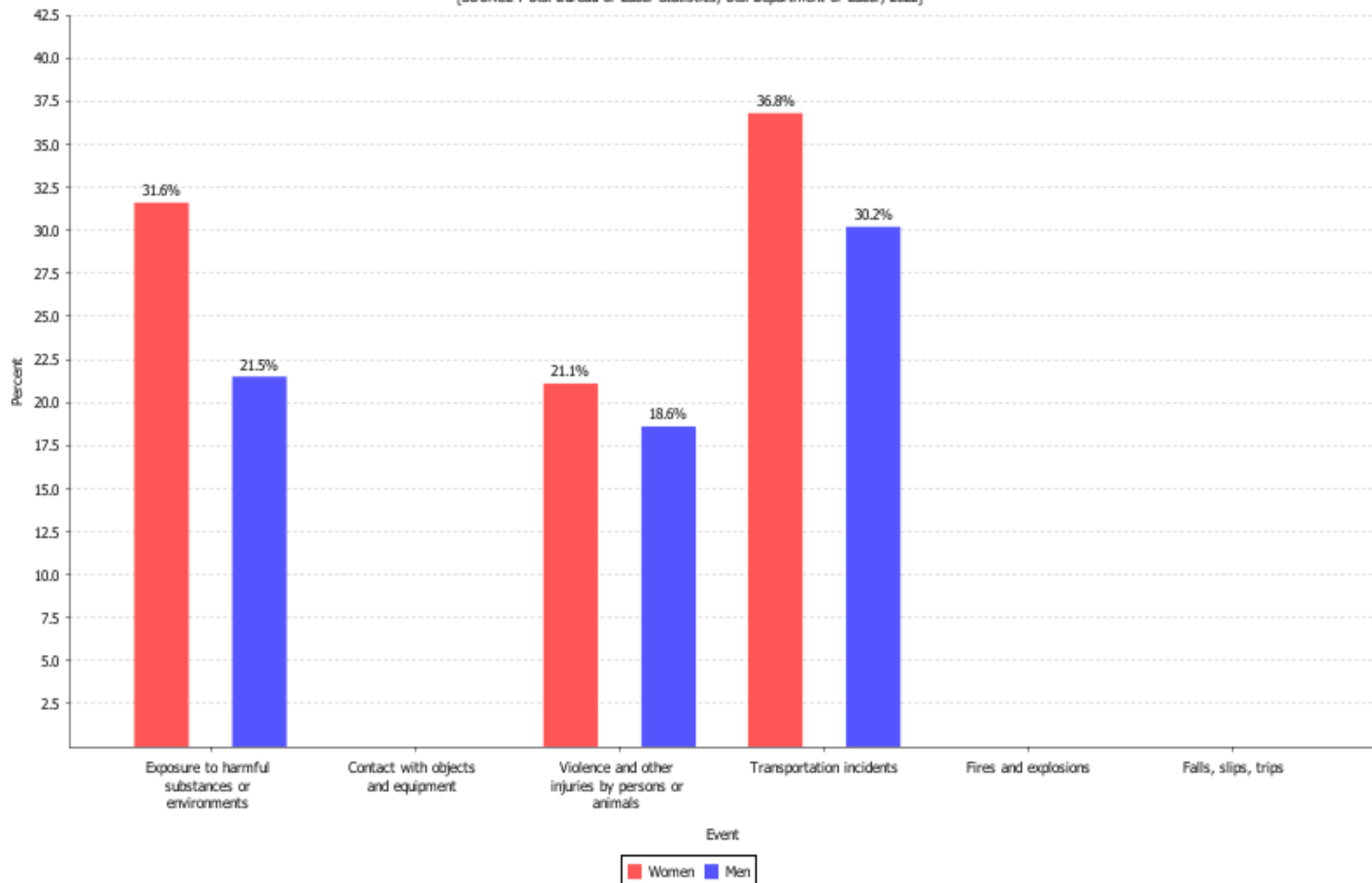
[SOURCE : U.S. Bureau of Labor Statistics, U.S. Department of Labor, 2022]

Fatal work injuries varied between men and women, all ownerships, California, 2021 (424 men, 38 women)

Characteristics	Men	Women
Exposure to harmful substances or environments	91	12
Contact with objects and equipment	-	-
Violence and other injuries by persons or animals	79	8
Transportation incidents	128	14
Fires and explosions	-	-
Falls, slips, trips	-	-

Fatal work injuries varied between men and women, all ownerships, California, 2021 (424 men, 38 women)

[SOURCE : U.S. Bureau of Labor Statistics, U.S. Department of Labor, 2022]



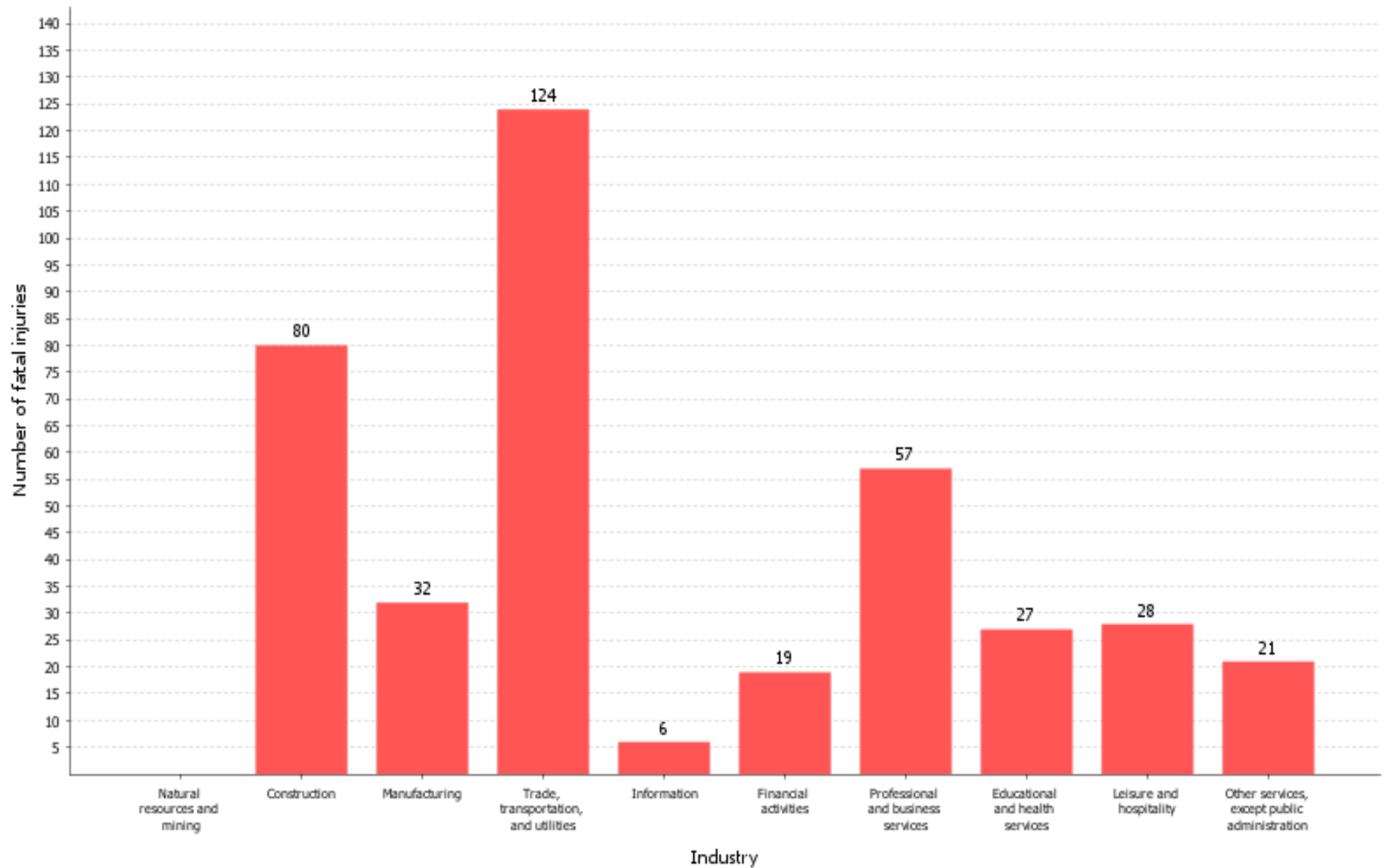
Fatal occupational injuries in the mining industry, all ownerships, California, 2021 (-- total fatal injuries)

Characteristics	Value
Oil and gas extraction	-
Coal mining	-
Metal ore mining	-
Nonmetallic mineral mining and quarrying	-
Drilling oil and gas wells	-
Support activities for oil and gas operations	-
Other	-

Fatal work injuries in selected industries, all ownerships, California, 2021 (462 total fatal injuries)

Characteristics	Value
Natural resources and mining	-
Construction	80
Manufacturing	32
Trade, transportation, and utilities	124
Information	6
Financial activities	19
Professional and business services	57
Educational and health services	27
Leisure and hospitality	28
Other services, except public administration	21

Fatal work injuries in selected industries, all ownerships, California, 2021 (462 total fatal injuries)



[SOURCE : U.S. Bureau of Labor Statistics, U.S. Department of Labor, 2022]