

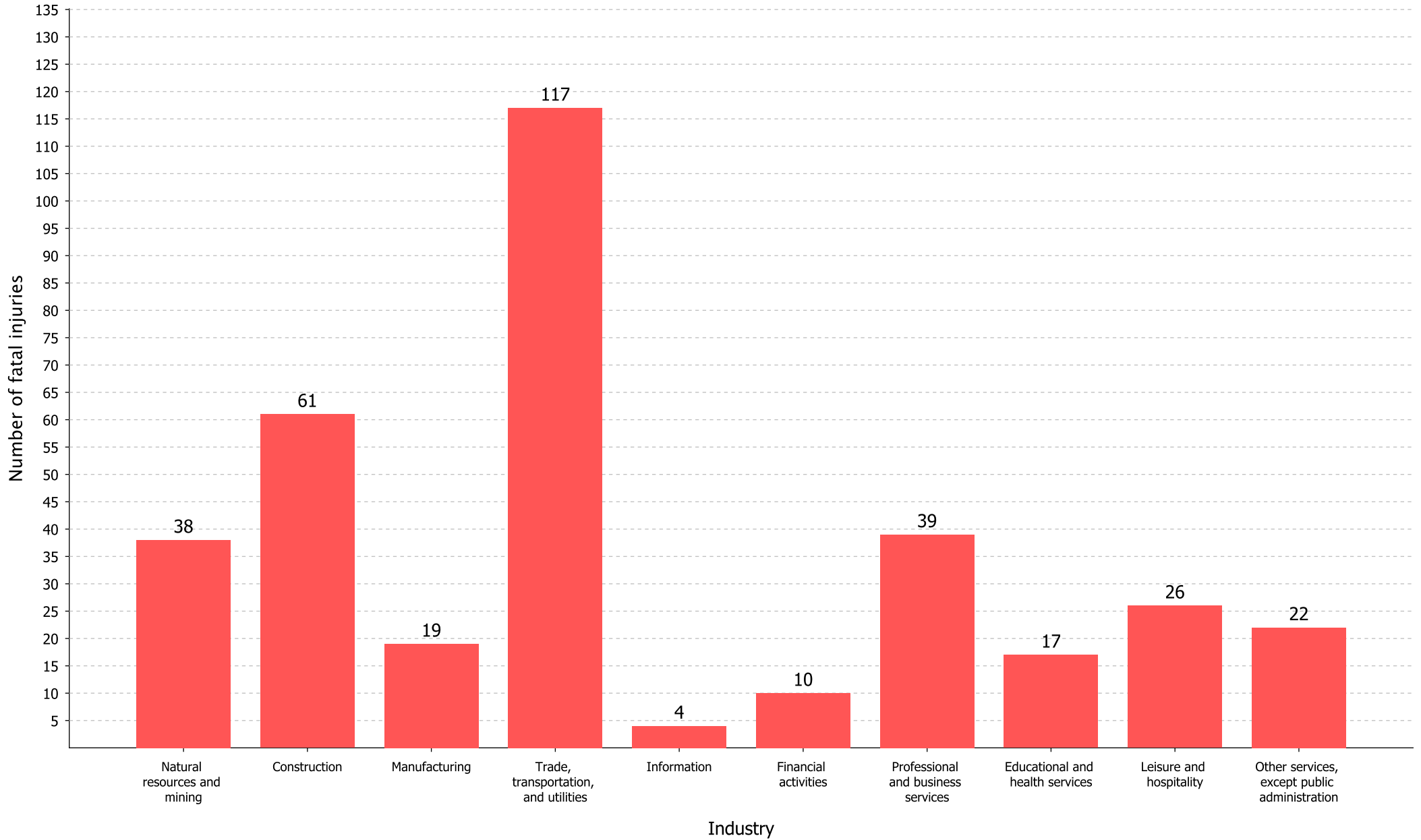
Workplace fatal injuries by event or exposure, all ownerships, California, 2016 (376 total fatal injuries)

Characteristics	Value
Transportation incidents	145
Violence and other injuries by persons or animals	77
Falls, slips, trips	64
Contact with objects and equipment	58
Exposure to harmful substances or environments	20
Fires and explosions	9
Other not reported	3

Fatal work injuries in selected industries, all ownerships, California, 2016 (376 total fatal injuries)

Characteristics	Value
Natural resources and mining	38
Construction	61
Manufacturing	19
Trade, transportation, and utilities	117
Information	4
Financial activities	10
Professional and business services	39
Educational and health services	17
Leisure and hospitality	26
Other services, except public administration	22

Fatal work injuries in selected industries, all ownerships, California, 2016 (376 total fatal injuries)



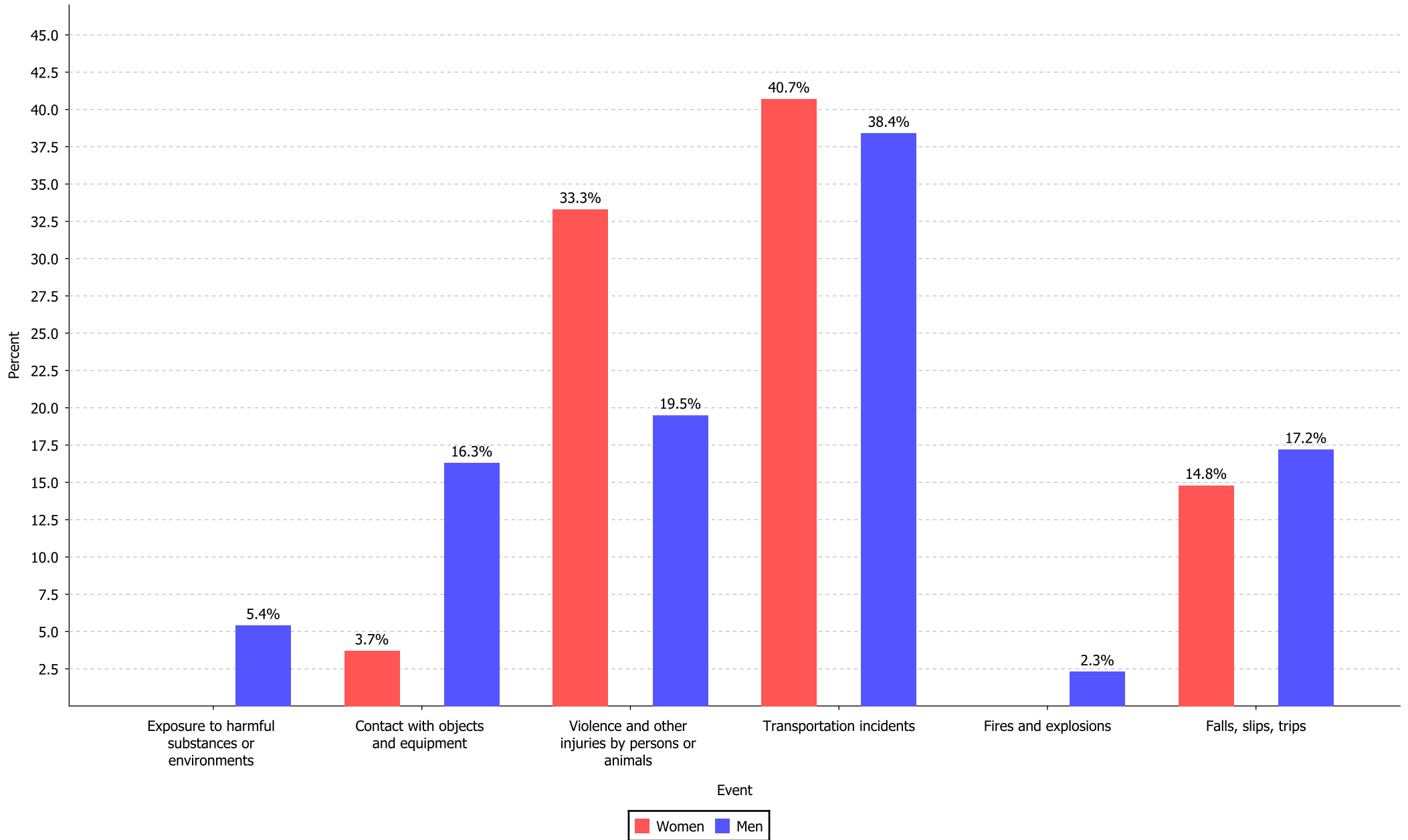
[SOURCE : U.S. Bureau of Labor Statistics, U.S. Department of Labor, 2017]

Fatal work injuries varied between men and women, all ownerships, California, 2016 (349 men, 27 women)

Characteristics	Men	Women
Exposure to harmful substances or environments	19	-
Contact with objects and equipment	57	1
Violence and other injuries by persons or animals	68	9
Transportation incidents	134	11
Fires and explosions	8	-
Falls, slips, trips	60	4

Fatal work injuries varied between men and women, all ownerships, California, 2016 (349 men, 27 women)

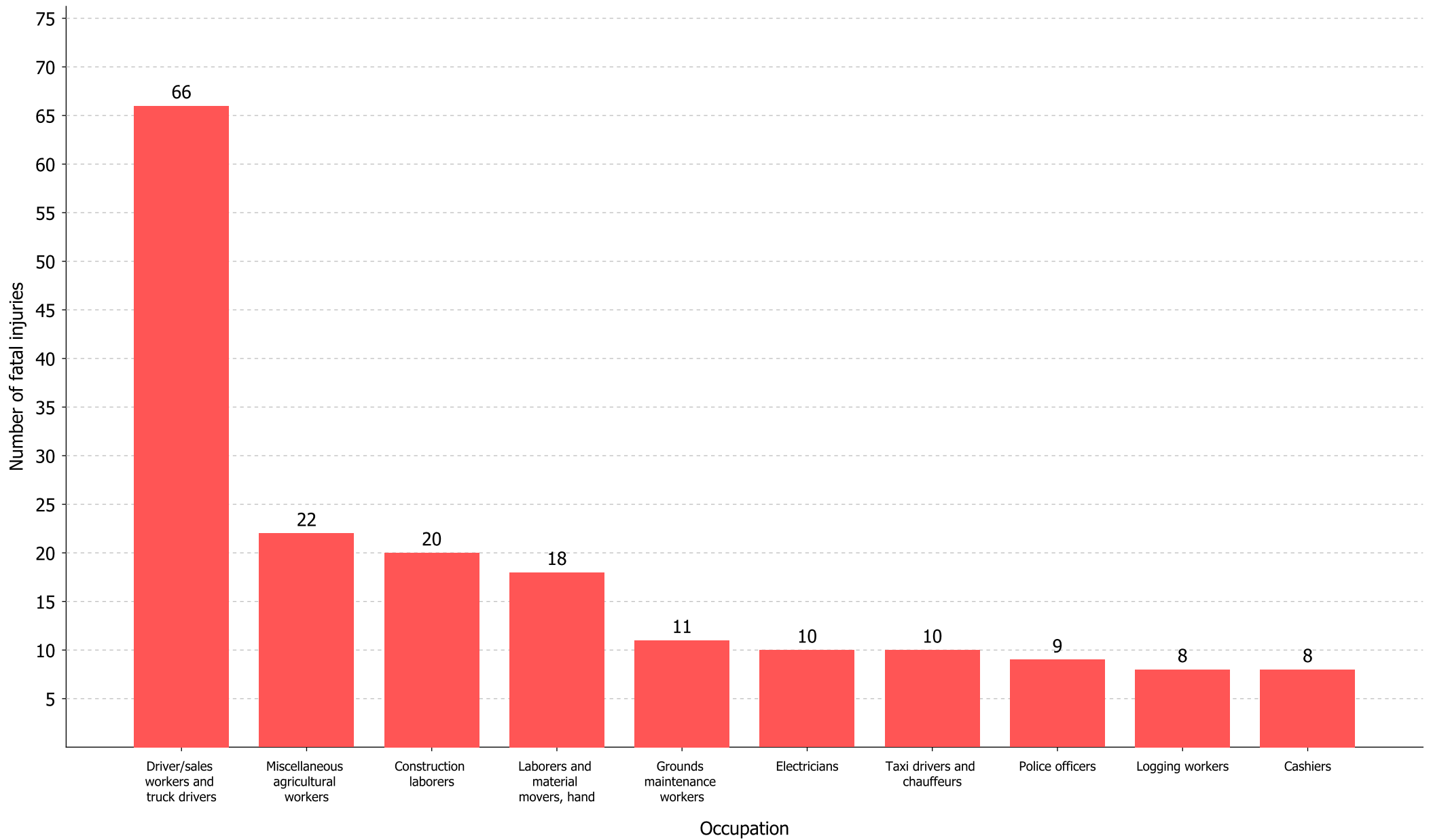
[SOURCE : U.S. Bureau of Labor Statistics, U.S. Department of Labor, 2017]



Occupations with the largest number of worker fatal injuries, all ownerships, California, 2016 (376 total fatal injuries)

Characteristics	Value
Driver/sales workers and truck drivers	66
Miscellaneous agricultural workers	22
Construction laborers	20
Laborers and material movers, hand	18
Grounds maintenance workers	11
Electricians	10
Taxi drivers and chauffeurs	10
Police officers	9
Logging workers	8
Cashiers	8

Occupations with the largest number of worker fatal injuries, all ownerships, California, 2016 (376 total fatal injuries)

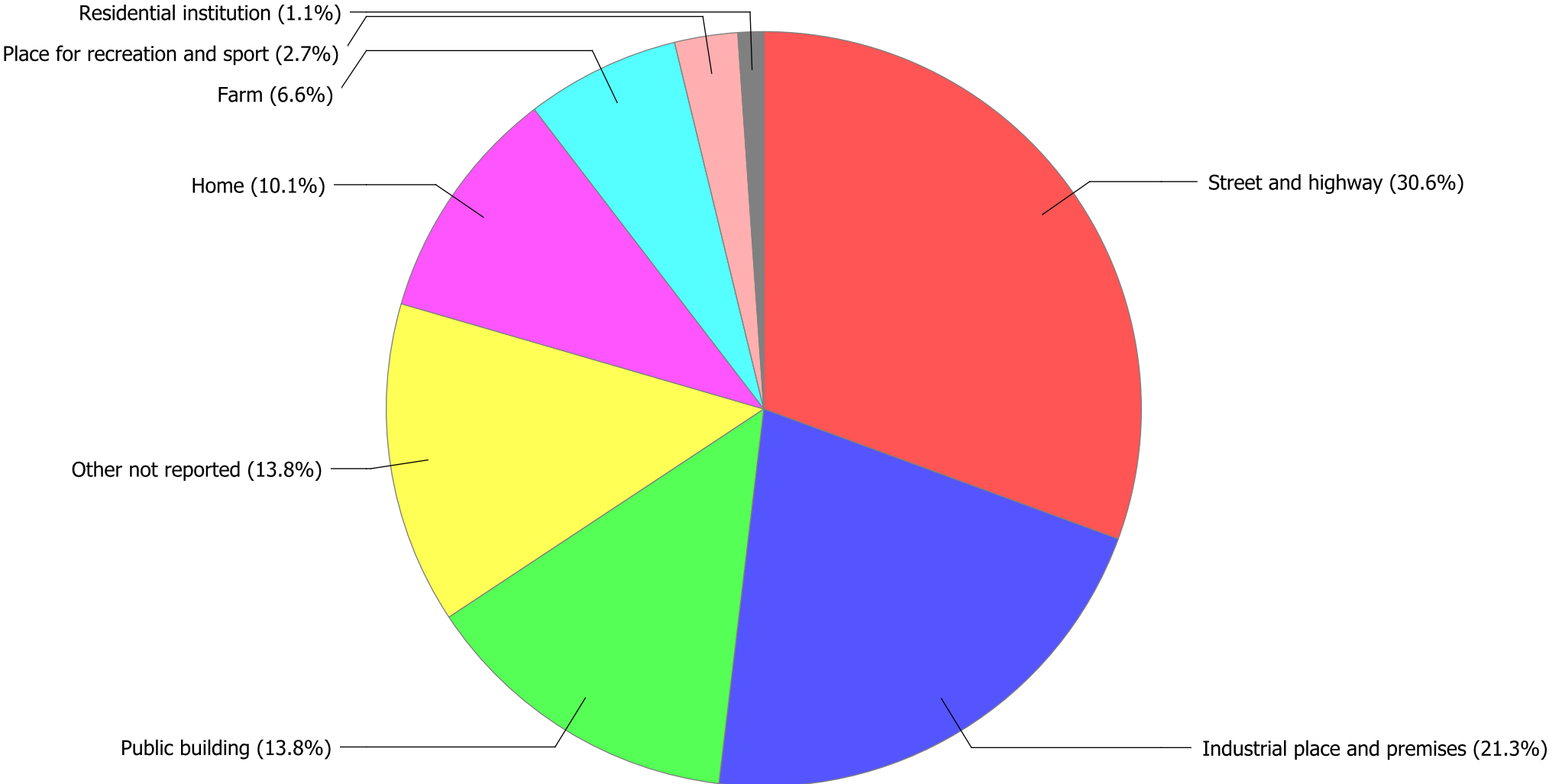


[SOURCE : U.S. Bureau of Labor Statistics, U.S. Department of Labor, 2017]

Fatal work injuries by location, all ownerships, California, 2016 (376 total fatal injuries)

Characteristics	Value
Mine and quarry	-
Street and highway	115
Industrial place and premises	80
Public building	52
Other not reported	52
Home	38
Farm	25
Place for recreation and sport	10
Residential institution	4

Fatal work injuries by location, all ownerships, California, 2016 (376 total fatal injuries)



[SOURCE : U.S. Bureau of Labor Statistics, U.S. Department of Labor, 2017]